



ELSEVIER

Contents lists available at ScienceDirect

Chinese Chemical Letters

journal homepage: [www.elsevier.com/locate/ccllet](http://www.elsevier.com/locate/ccllet)

# Recent advances in transition-metal catalyzed nitrene transfer reactions with carbamates

Yanshu Luo<sup>1</sup>, Xinyu Zhang<sup>1</sup>, Yuanzhi Xia\*

College of Chemistry and Materials Engineering, Wenzhou University, Wenzhou 325035, China

## ARTICLE INFO

### Article history:

Received 20 March 2023

Revised 27 June 2023

Accepted 5 July 2023

Available online 7 July 2023

### Keywords:

Transition-metal catalysis

Nitrene transfer

Carbamate

C–H amination

Aziridination

Bifunctionalization

## ABSTRACT

Nitrene transfer reactions are powerful tools in synthetic organic chemistry. In recent years, transition-metal catalyzed nitrene transfer reactions with carbamates as the nitrene precursors have been widely pursued. Such species undergoes facile C–H amination, aziridination, and bifunctionalization of alkenes under the catalysis of different transition metals including Rh, Fe, Ru and others, enabling the efficient construction of various nitrogen-containing molecules. In this review, the recent developments in nitrene transfer reactions with carbamates *via* N–O bond cleavage were introduced based on different types of reaction, and the key mechanistic information and synthetic applications of the methodologies were discussed.

© 2023 Published by Elsevier B.V. on behalf of Chinese Chemical Society and Institute of Materia Medica, Chinese Academy of Medical Sciences.

## 1. Introduction

Metal-nitrenoids are considered as important intermediates for the synthesis of nitrogen-containing compounds due to their unique reactivity [1–4]. Among different types of reactions developed, novel amination reactions *via* insertion of nitrene into C–H bond have been widely reported. Besides, the metal-nitrenoid intermediates undergo addition reaction when a proper nucleophile is contained, and interesting aziridination, olefin difunctionalization and sulfimidation reactions were disclosed. These methods provided new ways for the efficient construction of N–C and N–X (X = N, S) bonds under relatively mild conditions [5–7]. Hence, transition metal-catalyzed nitrene transfer reactions have received considerable attention.

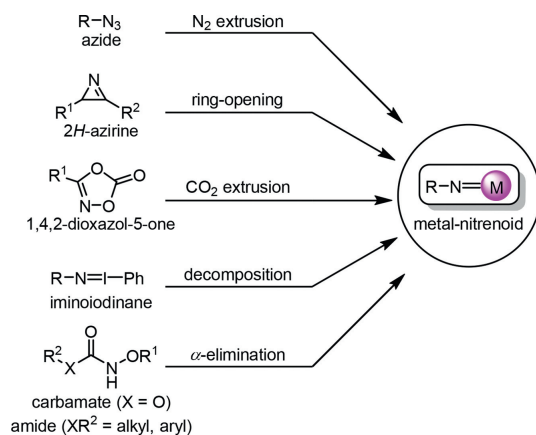
The metal-nitrenoid species could be generated from different precursors (Scheme 1). Traditionally, the azide derivatives were used as the nitrene precursors as they undergo nitrogen extrusion easily under photo-irradiation, heat, or transition metal promotion [8–11]. The 2*H*-azirines are highly strained molecules containing an unsaturated three-membered ring, and nitrene intermediates could be formed by ring-opening isomerization reactions under photo irradiation or transition metal catalysis [12–16]. Transition metal-catalyzed novel transformations of 1,4,2-dioxazol-5-ones were widely pursued [17–20], and the involvement of

metal-nitrenoid was proposed as a result of the metal-induced decarboxylation. Primary amines and amides are inert for direct nitrene transfer reactions, however, iminoiodinane could be formed as an active species by oxidation with a hypervalent iodide reagent [21,22], which undergoes decomposition easily to form a metal-nitrenoid intermediate under transition metal catalysis. The  $\alpha$ -elimination of *N*-arylsulfonyl carbamates for generation of oxycarbonylnitrene was first reported in 1960s. In the past two decades, numerous applications of *N*-oxygen-substituted carbamates for C–H amination, alkene functionalization, and others were disclosed *via* transition metal-catalyzed nitrene transfer. More recently, the effective generation and trapping of the nitrene species from metal-triggered  $\alpha$ -elimination of *N*-acyloxylamides was disclosed [23–33].

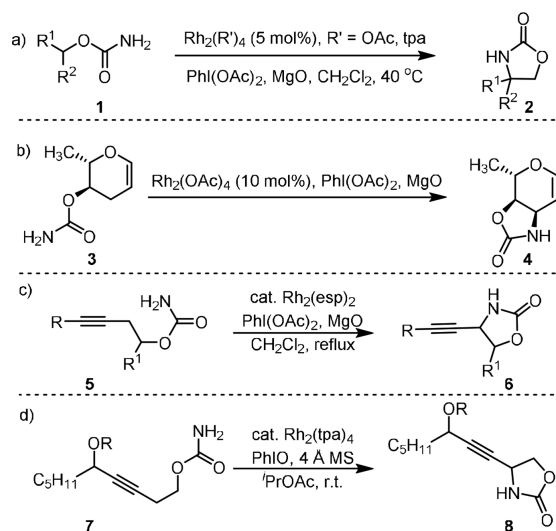
The developments in nitrene transfer reactions with azide derivatives [34–36], iminoiodinane [37], 2*H*-azirine [38], and 1,4,2-dioxazol-5-one have been previously reviewed by different groups [39]. To showcase the unique reactivity of carbamates as precursors for the synthesis of complex nitrogen-containing molecules, herein, the recent advances in transition metal-catalyzed nitrene transfer with carbamate derivatives were overviewed based on different types of reaction, in which the metal-nitrenoid intermediates could be involved by decomposition of the *in-situ* generated iminoiodinanes from primary carbamates or by  $\alpha$ -elimination of secondary carbamates containing an *N*-oxygen substituent. It should be noted that the *N*-alkoxycarbonyl azides are also carbamate derivatives, which may undergo nitrene transfer reactions as normal azides by nitrogen extrusion [40–44]. Such reactions were not included in this review.

\* Corresponding author.

E-mail address: [xyz@wzu.edu.cn](mailto:xyz@wzu.edu.cn) (Y. Xia).<sup>1</sup> These authors contributed equally to this work.



Scheme 1. Versatile nitrene precursors.

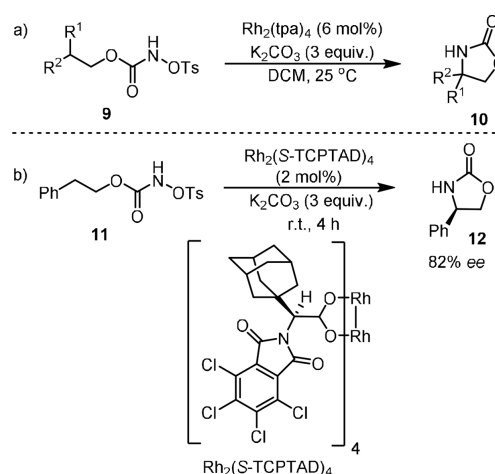
Scheme 2. Rhodium-catalyzed intramolecular C(sp<sup>3</sup>)-H amination of carbamates.

## 2. Catalytic C(sp<sup>3</sup>)-H amination

Catalytic C(sp<sup>3</sup>)-H amination involving nitrene intermediates has emerged as an important alternative to classical methods for C(sp<sup>3</sup>)-N bond formation [45–47]. In this respect, the intramolecular C(sp<sup>3</sup>)-H amination of carbamates has been developed for the effective construction of oxazolidinones and other heterocycles.

In 2001, the Du Bois' group reported the first intramolecular oxidative cyclization of primary carbamates (**1**) to oxazolidinones (**2**) using Rh(II) carboxylate complexes as the catalyst and PhI(OAc)<sub>2</sub> as the oxidant (Scheme 2a) [48]. The addition of MgO as an AcOH scavenger is important for high yield transformation, as initial condition screening indicated that the generated by-product AcOH might reduce the activity of the catalyst. In some cases, the complex with triphenylacetate (tpa) anion showed enhanced performance due to its greater resistance towards oxidation under the reaction conditions. When the enantioenriched primary carbamate was used as the substrate, the resulting oxazolidinone maintained the configuration without racemization, indicating that the formation of the C–N bond was a stereospecific process, which involves direct nitrene or nitrenoid insertion rather than radical species. The synthetic utility of this stereospecific Rh-nitrene C–H insertion was demonstrated by its application for the total synthesis of (-)-tetradotoxin in a later report [49].

A DFT study conducted by the Che group [50] in 2007 provided more detailed information about the mechanism of the above re-

Scheme 3. Rhodium-catalyzed intramolecular C(sp<sup>3</sup>)-H amination of *N*-tosylloxycarbamates.

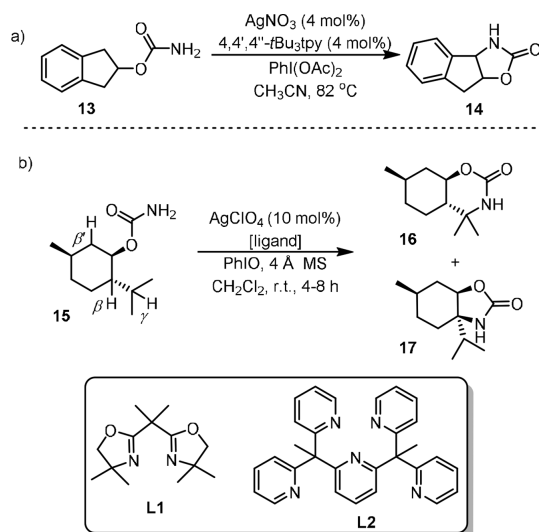
action. It was shown that the concerted singlet pathway is more favorable than the triplet pathway according to the calculated free energy of activation, thus leading to the retention of the configuration of the carbon atom in the product.

In 2005, Parker [51] applied the Du Bois' oxidative cyclization for the synthesis of carbamate-protected glycals of naturally occurring 3,4-*cis*-3-amino-2,3,6-trideoxyhexoses (**4**) from noncarbohydrate starting materials **3** (Scheme 2b). The reaction was found to be highly chemoselective, as the insertion of a rhodium nitrene in an allylic C–H bond is more favorable than the insertion in a C–H bond that is  $\alpha$  to an oxygen substituent.

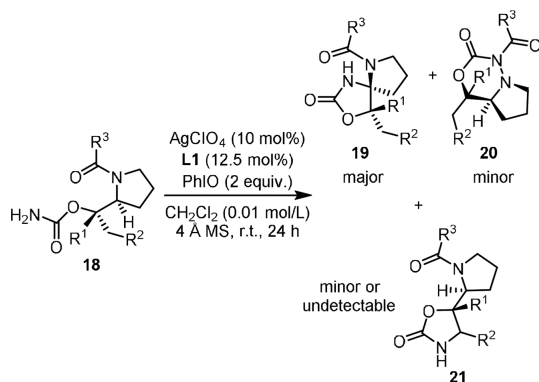
In 2012, Schomaker [52] reported the Rh-catalyzed synthesis of propargyl amines (**6**) from homopropargyl carbamates (**5**, Scheme 2c). The target product could be obtained under the conditions of Rh<sub>2</sub>(esp)<sub>2</sub> as catalyst, PhI(OAc)<sub>2</sub> as oxidant in CH<sub>2</sub>Cl<sub>2</sub> under reflux. The protected propargyl alcohol carbamates (**8**) could be generated from propargyl alcohol substrates (**7**) when Rh<sub>2</sub>tpa<sub>4</sub> was used as the catalyst and PhIO was used as the oxidant (Scheme 2d). After deprotection, **8** could be converted to allenic amines under the Myers' condition [53].

The using of external oxidant could be avoided when *N*-tosylloxycarbamates are used as the substrates. In this respect, in 2005 the Lebel group [54] reported the intramolecular cyclization of *N*-tosylloxycarbamates (**9**) with 6 mol% of Rh<sub>2</sub>(tpa)<sub>4</sub> as the catalyst and 3 equiv. of K<sub>2</sub>CO<sub>3</sub> as the base, generating the oxazolidinones (**10**) in DCM (Scheme 3a). By carrying out the reaction with chiral substrate, they found that the formation of C–N bond was stereospecific. The amination method was found to be applicable for different substrates containing ethereal, benzylic, tertiary, secondary, and even primary C–H bonds [55]. The stereospecific C–N bond formation was also observed in the intramolecular oxidative cyclization of primary carbamates as reported by Yakura [56]. The first intramolecular enantioselective C–H aminations was reported in 2006 by Davies and coworkers (Scheme 3b) [57]. They developed the Rh<sub>2</sub>(S-TCPTAD)<sub>4</sub> as a new chiral Rh catalyst for converting *N*-tosylloxycarbamates (**11**) to oxazolidinones (**12**) with good enantioselectivity (82% *ee*). Notably, they found the Rh<sub>2</sub>(S-TCPTAD)<sub>4</sub> could also be used for the intermolecular C–H aminations of indane derivations with NsNH<sub>2</sub> with high enantioselectivity (up to 94% *ee*).

Except for rhodium catalyst, examples with complexes of other metals were known for intramolecular C(sp<sup>3</sup>)-H amination of carbamates. In 2004, He [58] used AgNO<sub>3</sub>-4,4',4''-tBu<sub>3</sub>tpy as the catalyst and PhI(OAc)<sub>2</sub> as the oxidant for converting the carbamates (**13**) to the five-membered ring products (**14**) in good to excellent



**Scheme 4.** Silver-catalyzed intramolecular C(sp<sup>3</sup>)-H amination.

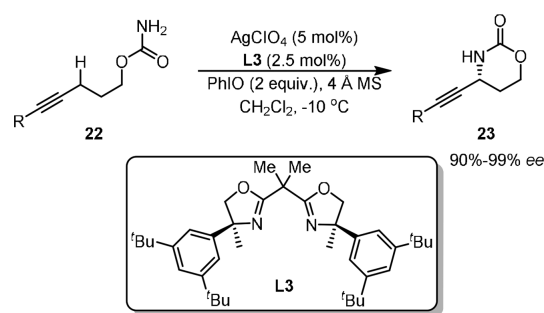


**Scheme 5.** Silver-catalyzed synthesis of spiroaminals via C-H functionalization.

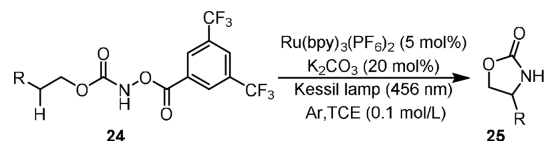
yields (Scheme 4a). It was found that only the 4,4',4''-tBu<sub>3</sub>tpy ligand showed good results, and the catalysts with other types of ligands were either inactive or resulted in low yields. Controlled experiments showed that the reaction was stereospecific and the insertion of nitrene into C-H bonds was most likely involved.

In 2019, Schomaker [59] reported a regioselectivity-controlled intramolecular C-H bonds amination of carbamates by changing the ligand on the silver catalyst. As exemplified by the reaction of **15** in Scheme 4b, when the less sterically hindered bis(oxazoline) ligand **L1** was used, the AgClO<sub>4</sub>-**L1** complex favored  $\gamma$ -C-H amination of the menthol (**15**) and produced the six-membered oxazinanone ring product **16** in 84% yield, while the five-membered oxazolidinone ring product **17** from  $\beta$ -C-H amination was obtained as a minor product (15% yield). When the more sterically hindered 2,6-bis[1,1-bis(2-pyridyl)ethyl]-pyridine ligand **L2** was used, the five-membered oxazolidinone ring product **17** was reported as the sole product from the  $\beta$ -C-H amination. These two catalysts resulted in the same regioselectivity for the amination of a wide range of carbamate substrates. The reactions utilizing these two catalysts could provide valuable 1,2- and 1,3-aminoalcohols at the gram-scale in excellent yields and could be used for late-stage functionalization of drug precursors and natural products.

In 2020, Harada and Nemoto [60] reported a site- and chemoselective C-H functionalization to synthesize densely functionalized spiroaminals (**19**, Scheme 5), in which the AgClO<sub>4</sub>-**L1** complex and PhIO served as the catalyst and the oxidant, respectively. Challenging substrates with multiple reaction sites could be con-



**Scheme 6.** Synthesis of propargylic carbamates via the C-H amination of alkynes.



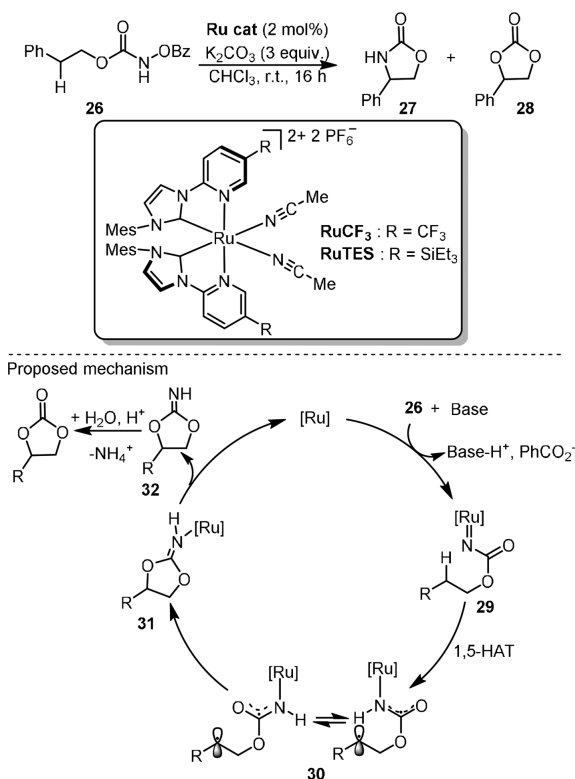
**Scheme 7.** Ru-catalyzed intramolecular C(sp<sup>3</sup>)-H amination of hydroxamates.

verted to spiroaminals with high site-selectivity and chemoselectivity. Both AgBF<sub>4</sub>-**L1** and AgOTf-**L1** showed similar catalytic activity, but the desired product could not be obtained in the absence of silver catalyst or replacing the PhIO with PhI(OAc)<sub>2</sub> or PhI(OPiv)<sub>2</sub>. Theoretical and experimental mechanistic studies suggested that the chemoselective C-H bond amination for generation of stereodefined spiroaminals occurs through an asynchronous concerted process involving triplet spin-correlated radical pairs. This work showed the reaction with silver-based catalytic system is different from the rhodium catalysis, which generally gave amide C-N bond insertion products.

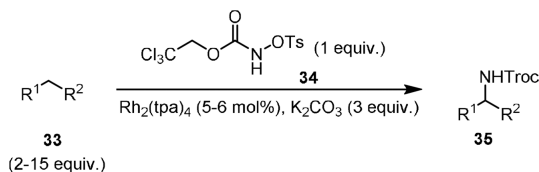
In 2020, Schomaker developed a silver-catalyzed enantioselective propargylic C-H amination for transforming carbamate esters bearing two prochiral  $\gamma$ -propargylic C-H bonds (**22**) to enantioenriched  $\gamma$ -alkynyl  $\gamma$ -aminoalcohols (**23**, Scheme 6). In this protocol a new bis(oxazoline) (BOX) ligand (**L3**) was designed via a rapid structure-activity relationship (SAR) analysis [61]. The hydrogen-atom transfer (HAT) from the putative silver-nitrene radical anion was proposed as the enantiodetermining step of the reaction, which was understood by density functional theory calculations.

Ruthenium complexes have also been reported as catalysts for the selective intramolecular C(sp<sup>3</sup>)-H amination of carbamates. In 2020, Chang [62] designed a photosensitization strategy to generate triplet nitrenes from hydroxamates bearing an *N*-[3,5-bis(trifluoromethyl)benzoyl] moiety, which was applied for the intramolecular C-H amidation reactions (Scheme 7). In the presence of Ru(bpy)<sub>3</sub>(PF<sub>6</sub>)<sub>2</sub> as a photosensitizer and K<sub>2</sub>CO<sub>3</sub> as a base under visible light irradiation, *N*-benzoyloxycarbamate (**24**) could be transformed into oxazolidinone (**25**) with high functional group compatibility. Mechanistic investigations indicated the reaction proceeded via a triplet energy transfer pathway.

In the same year, Houk and Meggers [63] used the ruthenium complexes containing two bidentate *N*-(2-pyridyl)-substituted *N*-Heterocyclic carbenes and two acetonitrile ligands as the catalysts for controllable intramolecular C-H bond amination and oxygenation (Scheme 8), as exemplified by the reaction of *N*-benzoyloxy carbamates (**26**) to oxazolidinone (**27**) and cyclic carbonate (**28**), respectively. The chemoselectivity was controlled by R substituent of the catalyst. When RuCF<sub>3</sub> was used, the amination product **27** could be obtained in 87% yield. When RuTES was used, the oxygenation product **28** was obtained as the major product. An enantioselective fashion of reaction was also developed. Based on the experimental and computational results, it was proposed that the triplet state ruthenium nitrenoid intermediate (**29**) first underwent



**Scheme 8.** Ruthenium-catalyzed intramolecular C(sp<sup>3</sup>)-H amination and oxygenation.



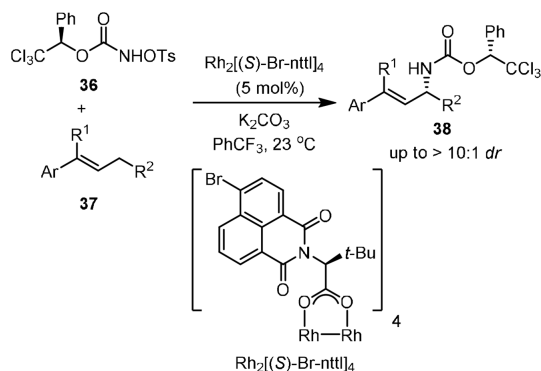
**Scheme 9.** Rhodium-catalyzed intermolecular C(sp<sup>3</sup>)-H amination with *N*-tosylloxycarbamates.

1,5-hydrogen atom transfer to form the diradical species **30**. If the lifetime of **30** was long enough, it could achieve conformational reorganization prior to the radical-radical recombination for C-O bond formation (**31**). From the protonated intermediate iminocarbonates **32**, the oxygenation product could be formed by hydrolysis.

Intermolecular C(sp<sup>3</sup>)-H amination using carbamate as the nitrene precursor has been much less explored. In 2007, Lebel [64] used Rh(tpa)<sub>4</sub> as a catalyst to realize the first intermolecular C-H amination (Scheme 9). The reaction used 2,2,2-trichloroethyl-*N*-tosylloxycarbamate (**34**) as the nitrene source, which reacted with cyclic aliphatic alkanes or aromatic alkanes for the synthesis of a variety of Troc-protected amines. It is notable that the nitrene insertion could proceed in primary C-H bonds and an enantioselective version of transformation was developed when chiral rhodium catalysts were used.

In 2011, the same group [65] reported a stereoselective intermolecular allylic C-H amination of *E*- $\beta$ -ethylstyrenes by using *R*-1-phenyl-2,2,2-trichloroethyl-*N*-tosylloxycarbamate (**36**) as the chiral nitrene precursor and Rh<sub>2</sub>[(*S*)-Br-nttl]<sub>4</sub> as the chiral catalyst (Scheme 10). The absolute stereochemistry of the product was determined by X-ray crystallographic study. Facile remove of the Ph-Troc protecting group was carried out to recover the free amine in high yields without degradation.

Very recently, the Chang group reported a high-throughput experimentation for developing a series of tailored Cp<sup>X</sup>Rh(LX)Cl



**Scheme 10.** Rhodium-catalyzed stereoselective intermolecular C(sp<sup>3</sup>)-H amination of alkenes.

catalyst systems for the outer-sphere C-H amidations. By using *N*-tosylloxycarbamates as the nitrenoid precursor, the optimal Cp<sup>X</sup>Rh(III)(LX) catalysts were quickly identified for intra- and intermolecular C-H amidations and also for an enantioselective transformation [66].

### 3. Directed C(sp<sup>2</sup>)-H amination

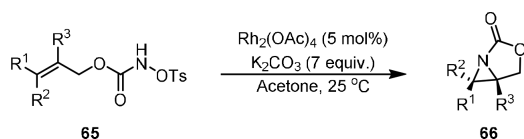
The intermolecular nitrene transfer reaction for C-H amination of aromatic compounds is a powerful means to access synthetically important aromatic amines. With the assistance of a proper directing group, selective C-H amination of different aromatic compounds with carbamates has been achieved [3,47,67].

In 2010, Yu [68] developed a novel method for the synthesis of 2-aminoanilines (**41**) by the Pd(II)-catalyzed direct intermolecular *ortho*-C-H amination of anilides (**41**) with *N*-nosylloxycarbamates (**40**, Scheme 11a). Amide groups were used as the directing group and only monoamidation products were obtained exclusively in all cases. It was found that the *N*-pentafluorobenzoate (OPFB) and *N*-pivalate (OPiv) carbamates were ineffective reagents for the reaction and *N*-tosylloxycarbamate showed low reactivity. The reaction could be carried out under relatively mild conditions with high functional group tolerance and regioselectivity. Kinetic isotope effect (KIE) experiments showed that C-H activation was a rate-determining step ( $K_H/K_D = 3.7$ ).

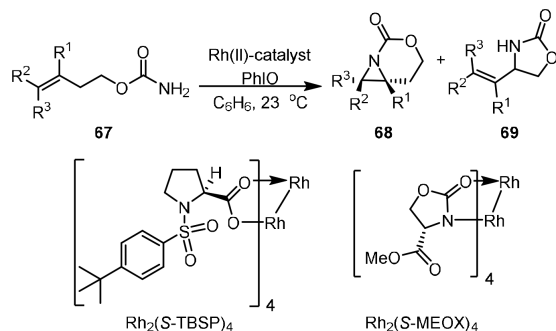
In 2012, the same group [69] reported a convenient route to anthranilic acid (**44**) via carboxylate-assisted *ortho*-C-H amination of benzoates (**42**) with mesitylsulfonate (**43**) in the presence of Pd(OAc)<sub>2</sub> as the catalyst and KOAc as the additive (Scheme 11b). The counter ion of **42** was found to be critical for the reaction, and Na<sup>+</sup>, K<sup>+</sup> and N(*n*-Bu<sub>4</sub>)<sup>+</sup> produced lower product yields than Li<sup>+</sup>. The proposed mechanism suggested that the cyclopalladation of **42** with the catalyst produced intermediate **45**, and the  $K_H/K_D$  value from KIE study was 2.6, indicating that the C-H bond cleavage could be probably involved as a rate-determining step. Next, the *N*-mesitylsulfonyloxycarbamate anion reacted with **45** to form intermediate **46**. From **46**, the C-N bond formation for the generation of intermediate **48** could possibly occur via a stepwise process involving the elimination of OMe anion to form **47** and the migratory insertion of Pd-nitrene species to Pd-C bond (path a), or a concerted aryl migration with the departure of the sulfonate (path b). Finally, the product was formed by protonation of **48**. The proposed five-membered cyclopalladation intermediate was previously isolated in a related study by Giri and Yu [70].

In 2013, Glorius [71] reported the synthesis of *N*-Boc protected arylamines by Rh(III) catalysis (**51**, Scheme 12a). It was found that both the pyridine and *O*-methyl hydroxamic acids were effective directing groups (**49**), and the electron-deficient 2,4,6-trichlorobenzoyl group was the optimal leaving group of aryloxy-

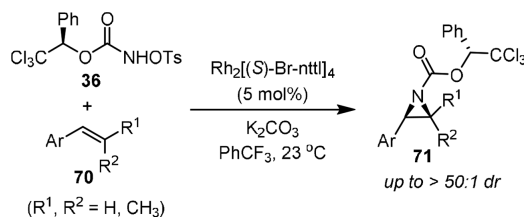




**Scheme 15.** Rhodium-catalyzed aziridination reaction of *N*-tosylloxycarbamates.



**Scheme 16.** Rhodium-catalyzed aziridination and C–H amination of homoallyl carbamates.



**Scheme 17.** Rhodium-catalyzed stereoselective intermolecular aziridination of alkenes.

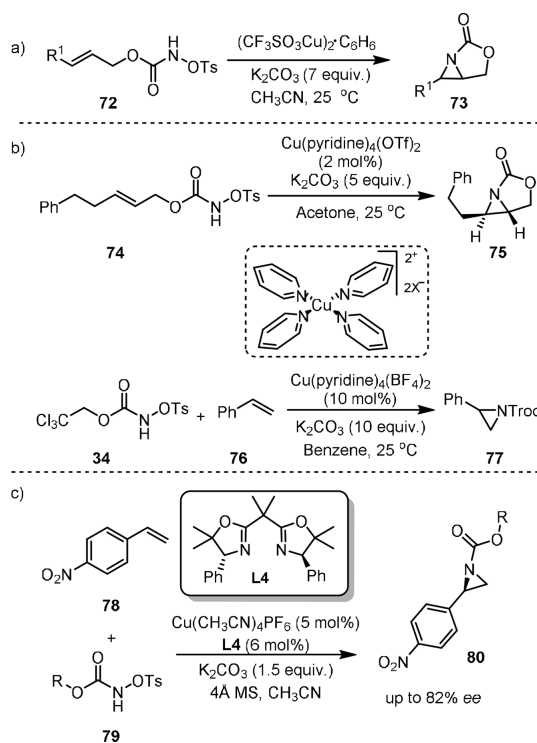
thesis of complex molecules [77,78]. Such compounds could be conveniently synthesized by the addition of metal-nitrenoid to alkenes.

In the study of nitrene species generated from *N*-tosylloxycarbamates under Rh(II) catalysis, an intramolecular aziridination reaction was observed by Lebel in 2005 (Scheme 15) [55]. The allylic *N*-tosylloxycarbamates (**65**) could be converted to aziridines (**66**) using 5 mol% of  $\text{Rh}_2(\text{OAc})_4$  with 3 equiv. of  $\text{K}_2\text{CO}_3$  in acetone solvent. Both disubstituted and trisubstituted alkenes worked well under the conditions, forming the corresponding aziridines. The aziridination reaction is stereospecific, as only one diastereomer was observed.

In 2006, Hayes [79] reported the Rh-catalyzed aziridination and 1,5-C–H insertion reactions of homoallyl carbamates **67** in the presence of PhIO (Scheme 16). It was found that the aziridination was favored over the competing C–H insertion when  $\text{Rh}_2(\text{S-TBSP})_4$  was used as catalyst, affording **68** as the major product with a stereospecific manner. However, when  $\text{Rh}_2(\text{S-MEOX})_4$  was used, the 1,5-C–H insertion product **69** was obtained. Other catalysts, such as  $\text{Rh}_2(\text{OAc})_4$  and  $\text{Rh}_2(\text{Oct})_4$ , afforded both products in poor selectivity, suggesting the ligand played an important role in controlling the chemoselectivity of the reaction.

The first intermolecular stereoselective aziridination of alkenes (**70**) with *R*-1-phenyl-2,2,2-trichloroethyl-*N*-tosylloxycarbamate **36** was reported in 2011 by Lebel (Scheme 17) [65]. The rhodium complex  $\text{Rh}_2[(\text{S})\text{-Br-nttl}]_4$  was used as a chiral catalyst, and the absolute stereochemistry of the product **71** was determined by X-ray crystallographic study. It was shown that the formed chiral carbamate-protected aziridines was easily deprotected to form free aziridine and chiral alcohol under basic conditions.

Copper complexes are much less expensive than Rh(II) dimer and could also be used as capable catalysts for the intra- and intermolecular aziridination of alkenes with carbamates. In 2007,



**Scheme 18.** Copper-catalyzed aziridination of alkenes.

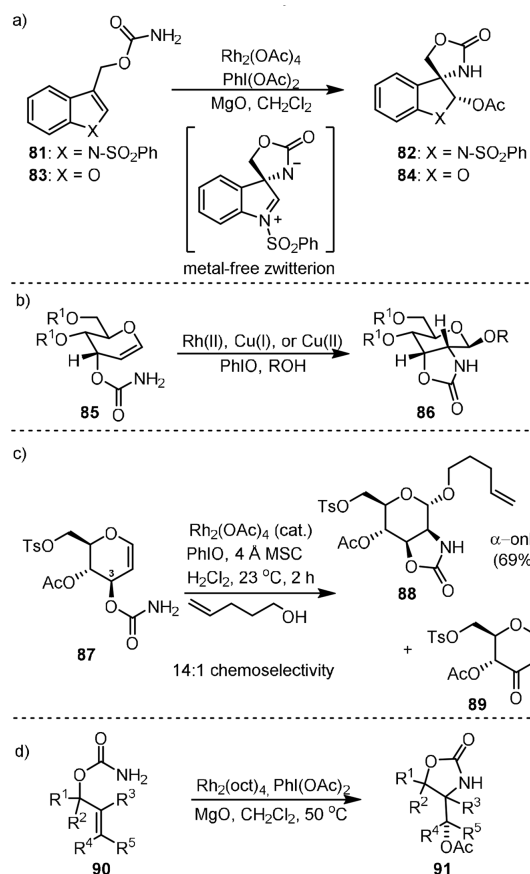
Fleming [80] reported the Cu-catalyzed aziridination of allylic *N*-sulfonyloxy carbamates **77** (Scheme 18a), which was applied for the synthesis of a 1,2-diamino-3-hydroxycyclohexane. An excess amount of base was found to be necessary. The bicyclic product **73** could undergo nucleophilic addition reaction with nucleophiles including RSH,  $\text{R}_2\text{NH}$ ,  $\text{N}_3^-$  and ROH.

In the same year, Lebel [81] achieved the intramolecular aziridination of allylic *N*-tosylloxycarbamates and the intermolecular aziridination of styrenes with trichloroethyl *N*-tosylloxycarbamates using pyridine copper complexes as active catalysts (Scheme 18b). The intramolecular aziridination of **74** led to product **75** when using  $\text{Cu}(\text{pyridine})_4(\text{OTf})_2$  as a catalyst in acetone. A stepwise mechanism involving presumably a triplet metal nitrene intermediate was proposed, as a mixture of *cis*- and *trans*-aziridines was obtained from the aziridination of *Z*-disubstituted allylic *N*-tosylloxycarbamates [82,83]. The intermolecular aziridination between trichloroethyl *N*-tosylloxycarbamate (**34**) and styrene was realized by using  $\text{Cu}(\text{pyridine})_4(\text{BF}_4)_2$  as the catalyst in benzene, yielding aziridine **77** efficiently. Good chemoselectivity was obtained, as the aziridination of the benzene ring and the nitrene C–H insertion at the benzylic methyl group were not observed. A later work by the same group reported the enantioselective aziridination of 4-nitrostyrene (**78**) with *N*-tosylloxycarbamates (**79**) by using  $\text{Cu}(\text{CH}_3\text{CN})_4\text{PF}_6$  in combination with the gem-dimethylphenylglycine derived-bisoxazoline **L4** (Scheme 18c) [84].

Interestingly, the aziridine could also be formed by intramolecular reaction of primary carbamates in the presence of  $\text{PhI}=\text{O}$  without metal catalyst according to the report by Padwa [82,83].

## 5. Bifunctionalization of alkenes

The aziridine is highly reactive and undergoes ring-opening reactions easily with nucleophiles under metal-free conditions, leading to products of formal alkene bifunctionalization in an *anti*-addition manner [85,86]. When metallonitrene species are formed from transition metal-catalyzed reactions of carbamates, diverse



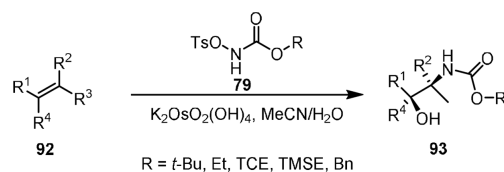
**Scheme 19.** Rhodium-catalyzed aminohydroxylation of allyl-substituted carbamates.

intra- and intermolecular alkene bifunctionalizations were developed in presence of different nucleophiles.

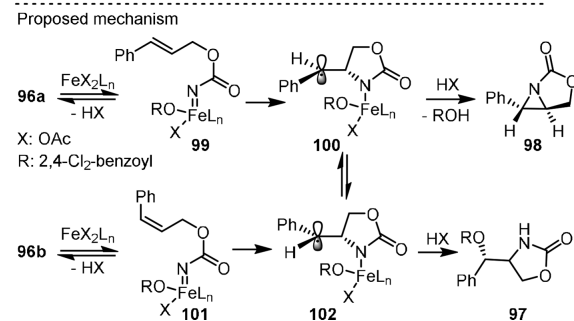
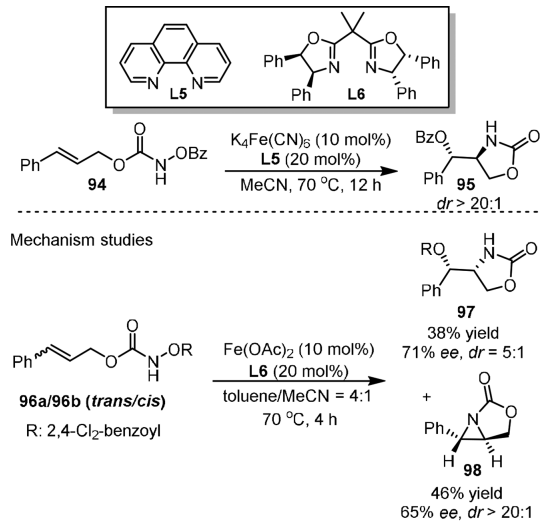
In 2002, Padwa [85] reported the rhodium(II)-catalyzed reactions of allyl-substituted primary 3-indolyl carbamates **81** in the presence of PhI(OAc)<sub>2</sub> (Scheme 19a), which formed compounds **82** by simultaneous spirocyclization of C3 and stereoselective acylation at C2. A metal-free zwitterionic intermediate by intramolecular addition of the nitrene species to the double bond was proposed, as the stereoselective formation of the product from *syn*-addition of the acetate group on the same side of the amide anion was observed. Later, they extended the reaction to 2-indolyl- and 3-benzofuranyl-substituted carbamate (**83**) to generate the corresponding spirocyclization product (**84**) with lower stereoselectivity [86].

Almost at the same time, Rojas [87] reported the metal-catalyzed amidoglycosylation of allylic all 3-carbamates (**85**) in the presence of iodosobenzene. Upon the generation of a metal-complexed glycosyl aziridine intermediate, the 2-amino sugar (**86**) may be formed *via* sequential C2–N bond formation and β-selective glycosylation (Scheme 19b). The metal catalyst could be Rh<sub>2</sub>(OAc)<sub>4</sub>, Cu(MeCN)<sub>4</sub>PF<sub>6</sub>, or Cu(acac)<sub>2</sub>.

In 2009, the same group [88] reported the Rh-catalyzed amidoglycosylation of glucal 3-carbamates (**87**, Scheme 19c) to form 2*N*,3*O* mannosamine oxazolidinones (**88**). High α-anomer selectivity could be achieved by acyclic 4*O* and 6*O* protecting groups with further improvement in less polar solvents. The byproducts (**89**) from C3–H oxidation could be inhibited by electron-withdrawing 4*O* and 6*O* protecting groups. Stereo- and chemoselectivity in this reaction reflect an interplay of stereoelectronic, conformational, and inductive effects. In 2014, Robertson [89] used the more or-



**Scheme 20.** Osmium-catalyzed vicinal oxyamination of alkenes.



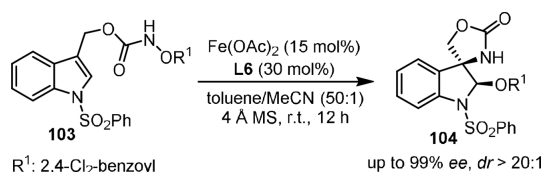
**Scheme 21.** Iron(II)-catalyzed intramolecular aminohydroxylation of olefins.

ganic soluble Rh<sub>2</sub>(oct)<sub>4</sub> as the catalyst to transform a variety of allylic carbamates (**90**) into 4-acetoxymethyl-1,3-oxazolidin-2-one derivatives (**91**) with moderate to high levels of stereoselectivity (Scheme 19d).

In 2012, McLeod [90] reported the osmium-catalyzed vicinal oxyamination of alkenes (**92**) with *N*-(tosyloxy)carbamates (**79**) to afford vicinal amino alcohol (**93**, Scheme 20). The reaction was applicable for a variety of mono-, di-, and tri-substituted alkenes. The loading of the osmium catalyst could be lowered to 0.1 mol% but a longer reaction time was required. Good regioselectivity was obtained for unsymmetrically substituted alkenes.

Inexpensive iron complexes can also be used as catalysts for the bifunctionalization of alkenes with carbamates as the nitrogen sources, and interesting new reactions were disclosed by the Xu group [91–98].

The first example of Fe-catalyzed intramolecular aminohydroxylation of olefins was reported in 2013 (Scheme 21) [91]. They reported the transformation of functionalized hydroxylamines (**94**) into synthetically useful amino alcohols (**95**) with high diastereoselectivity (*dr* up to >20:1). The optimal catalyst was K<sub>4</sub>Fe(CN)<sub>6</sub> in combination with the 1,10-phenanthroline ligand **L5**. Mechanistic studies showed that both **96a** (*trans*) and **96b** (*cis*) could be converted to the *syn*-hydroxyl oxazolidinone (**97**) and chiral aziridine (**98**) in the presence of a complex from Fe(OAc)<sub>2</sub> and chiral bisox-



**Scheme 22.** Iron(II)-catalyzed intramolecular aminohydroxylation of indoles.

azoline ligand **L6**. More importantly, the sense of enantioinduction was the same in both reactions with *cis* or *trans* substrates, which meant that the same intermediate was formed in both reactions.

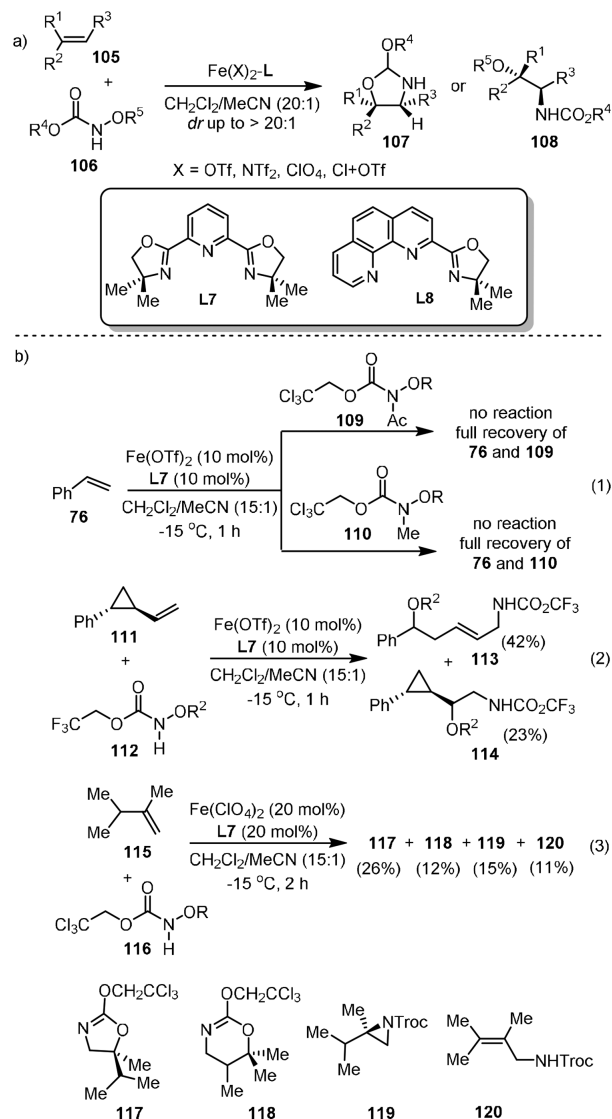
According to the proposed mechanism, firstly, **96a** and **96b** underwent N-O bond cleavage under the action of catalyst to generate iron nitrenoids **99** and **101**, respectively. Next, a stepwise cycloamination process occurred via carbo-radical species **100** and **102**, respectively, to generate **98** and **97**. The formation of the same products from both substrates could be the results from the fast equilibrium between **100** and **102**.

Later, the enantioselective intramolecular aminohydroxylation of indolyl-substituted carbamate (**103**) was developed under the catalysis of  $\text{Fe}(\text{OAc})_2$ -**L6** (Scheme 22), from which a series of biologically active asymmetric 3-amino oxindoles and 3-amino indolanes could be synthesized in 3 steps [92].

In 2014, the Xu group [93] reported the intermolecular amino-oxygenation of olefins in a diastereoselective manner with bench-stable hydroxylamines **106** as both nitrene precursor and oxidant (Scheme 23a). The method is applicable to a broad range of synthetically valuable alkenes that are not compatible with previously reported amino-oxygenation methods. It was found that the achiral bisoxazoline PyBOX ligand **L7** was uniquely effective for most of the substrates, while **L8** was more efficient for some conjugated dienes. Three control experiments were carried out to gain insight into the reaction mechanism (Scheme 23b). The hydroxylamines (**109**, **110**) without the N-H moiety failed to react with the olefin, indicating that the N-H group was critical for the reaction (Eq. 1). Radical clock experiments indicated that the reaction involved a stepwise process in which a radical amination step is involved (Eq. 2). The reaction of isopropyl-substituted terminal olefin (**111**) with hydroxylamine gave four products, including the standard 1,2-amino-oxygenation product **117**, 1,3-amino-oxygenation product **118**, aziridine **119**, and allylic amine **120**, indicating that the carbocation was involved in the reaction (Eq. 3). In addition, the conversion of the product **117** to other products did not occur under the reaction conditions, suggesting that the aziridine might not be an intermediate in the reaction. Later, they described the scope and limitations of the reaction and reported four practical procedures for the gram-scale aminohydroxylation of styrene, glycals, and indene [94].

In the same year, they [95] reported the iron(II)-catalyzed intramolecular diastereoselective aminofluorination of hydroxylamines (**121**) with  $\text{Et}_3\text{N}\cdot 3\text{HF}$  as the fluorine source (Scheme 24a). The resulting fluoro oxazolidinones (**122**) could be conveniently transformed to  $\beta$ -fluoro primary amines and amino acids after further derivatization. It was found that the complex of  $\text{Fe}(\text{BF}_4)_2$  and hybrid pyridine-oxazoline ligand **L9** was the optimal catalyst and the XtalFluor-E could effectively minimize the competing aminohydroxylation process by acting as a carboxylate trapping reagent.

Based on the above work, they developed the intermolecular aminofluorination of olefins in 2016 (Scheme 24b) [96]. A broad range of unfunctionalized olefins including nonstyrenyl olefins could be converted to synthetically valuable internal vicinal fluoro carbamates (**125**) with high regioselectivity. After rigorous screening, the crystalline solid  $\text{Fe}(\text{L7})\cdot(\text{MeCN})\cdot(\text{H}_2\text{O})_2\cdot(\text{BF}_4)_2$  was found to be effective for this reaction. Preliminary mechanistic studies suggested that an asymmetric version of intermolecular olefins

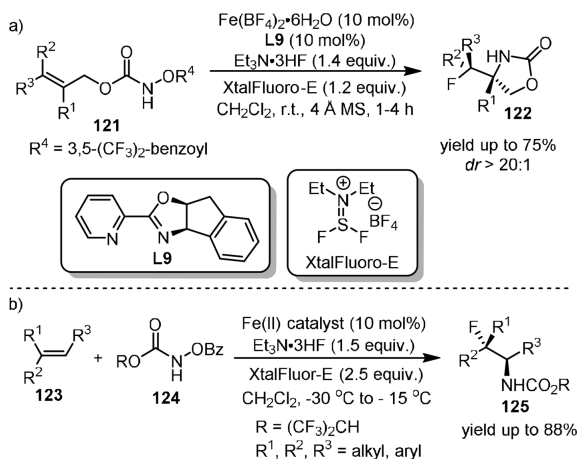


**Scheme 23.** Iron-catalyzed asymmetric olefin amino-oxygenation and control experiments to probe reaction mechanisms.

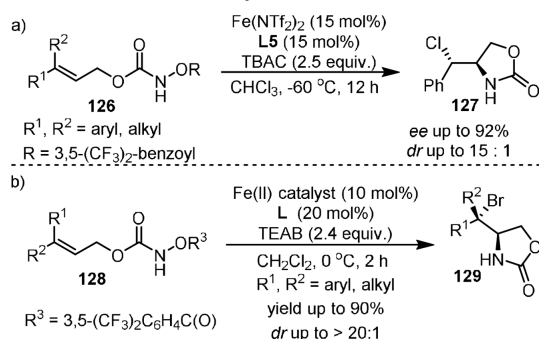
aminofluorination could be achieved when using chiral iron catalysts, and both an iron-nitrenoid and carbocation species might be involved in this transformation as key intermediates.

In 2015, they [97] reported the Fe(II)-catalyzed intramolecular enantioselective and diastereoselective aminochlorination of allylic carbamates **126** (Scheme 25a), affording amino chlorides with contiguous stereogenic centers. Tetra-*n*-butylammonium chloride (TBAC) provided the chloride ion for this transformation. The method is applicable to a broad range of synthetically valuable internal olefins that are not compatible with other methods for asymmetric olefin aminochlorination. Preliminary mechanistic studies suggested that an iron-nitrenoid intermediate derived from  $\text{FeCl}_2$  might be involved in the reaction and the stereoselective chlorine atom-transfer might be related to the cleavage of the Fe-Cl bond. Similarly, the diastereoselective aminobromination of both internal and terminal olefins using iron(II) catalyst was disclosed (Scheme 25b) [98]. The hydroxylamine (**128**) and tetraethylammonium bromide (TEAB) provided nitrogen and bromine for the reaction, respectively. It was found that both the diastereoselectivity and enantioselectivity of the transformation could be controlled by the iron-ligand complex.

In 2020, Meggers [99] reported the asymmetric ring-closing amino-oxygenation of 1,2-disubstituted alkenes (**130**) with *N*-



Scheme 24. Iron-catalyzed olefin aminofluorination.



Scheme 25. Iron-catalyzed olefin aminochlorination and aminobromination.

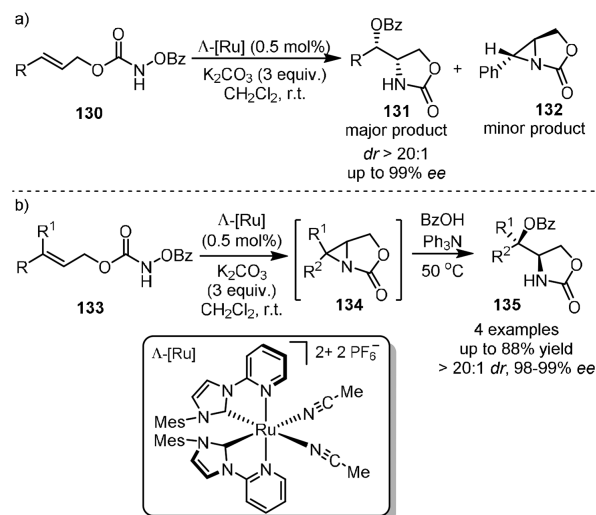
benzoyloxycarbamates using the chiral-at-metal ruthenium NHC catalyst  $\Delta$ -[Ru] (Scheme 26a). The reaction proceeded with excellent diastereoselectivity (typically  $>20:1$   $dr$ ) and enantioselectivities (up to 99%  $ee$ ). However, the trisubstituted alkenes (**133**) were exclusively transformed to unstable aziridines (**134**) under the standard reaction conditions (Scheme 26b). The product **134** underwent ring-opening reactions with benzoic acid in the presence of  $Ph_3N$ , affording aminoxygenation products (**135**) as single diastereomers. The proposed mechanism suggested that **130** reacted with  $\Delta$ -[Ru] to form the ruthenium nitrenoid intermediate by migration of the OBz group (**136**), and then carbocation intermediates (**137** and **138**) with opposite configurations could be generated from the addition of nitrene to the *Re*-face and *Si*-face of the prochiral alkene, respectively. **137** could lead to the desired product **131**, while **138** would form aziridine due to steric and/or stereoelectronic reasons.

Compared with the interesting reactions for the bifunctionalization of alkenes, the reactions with alkynes have been much less investigated. Only one example was known recently, which leads to the carboxyamidation products by activation of alkyne-tethered *N*-benzoyloxycarbamates with  $PtCl_2/CO$  or  $FeCl_3$ , as reported by Lee and coworkers [100].

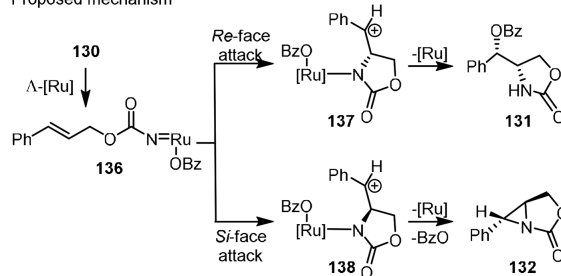
## 6. Other nitrene transfer reactions of carbamates

In addition to the above-mentioned reactions, there are other types of nitrene transfer reactions of carbamates, through which N–S, C–N and N–N bonds are formed, thereby leading to complex molecular frameworks.

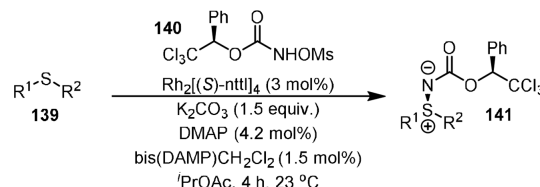
In 2014, Lebel [101] reported the stereoselective amination of thioethers (**139**) with chiral *N*-mesyloxycarbamates (**140**) to produce chiral sulfilimines (**141**, Scheme 27) in high yields and diastereomeric ratios. The chiral dirhodium(II) carboxylate  $Rh[(S)-$



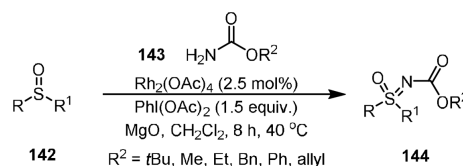
Proposed mechanism



Scheme 26. Ruthenium-catalyzed alkene aminoxygenation.



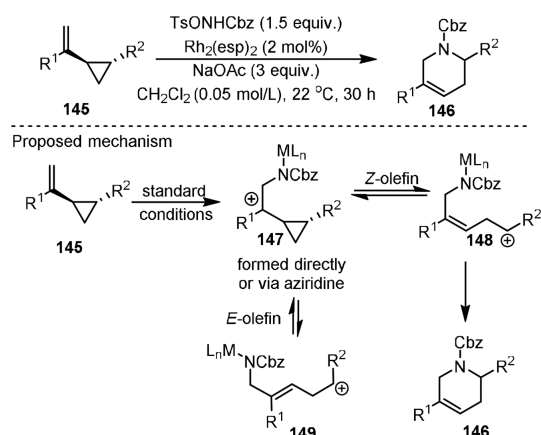
Scheme 27. Rhodium-catalyzed stereoselective amination of thioethers.



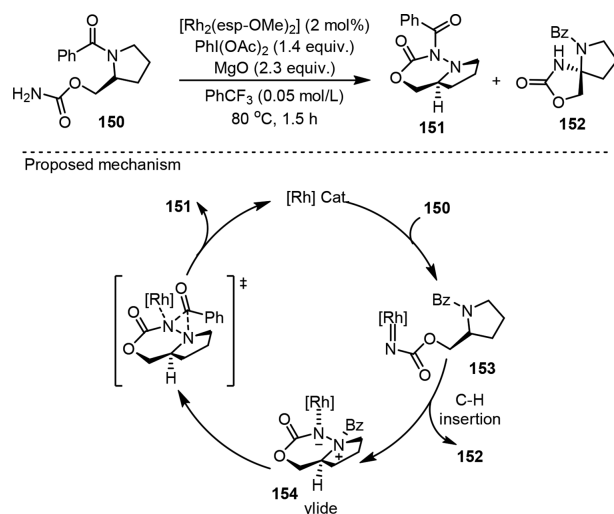
Scheme 28. Rhodium-catalyzed intermolecular amination of sulfoxides.

$ntll$ ]<sub>4</sub> was used as the catalyst for the reaction. It was found that the diastereomeric ratio of the product could be significantly increased by the addition of 4-dimethylaminopyridine (DMAP) and bis(DMAP) $CH_2Cl_2$ . The UV-vis spectra indicated that a thioether-Rh-DMAP complex was involved in this reaction, and an X-ray crystal structure of the (DMAP)<sub>2</sub>[Rh<sub>2</sub>]<sub>4</sub> complex was obtained. The cyclic voltammetry experiments indicated that  $Rh^{II}$ - $Rh^{III}$  complex might be the catalytically active species.

In 2015, Luisi and Bull [102] disclosed the synthesis of *N*-protected sulfoximines (**144**) by  $Rh(II)$ -catalyzed intermolecular amination of sulfoxides (**142**) with carbamates under mild conditions (Scheme 28). A range of sulfoximine carbamates including 4-membered thietaneoximines and derivatives containing Boc, Cbz, methyl, ethyl, phenyl, and allyl groups could be obtained by the method. The *N*-Boc and *N*-Cbz protected sulfoximines could un-



**Scheme 29.** Rhodium-catalyzed [5 + 1] cycloaddition of vinylcyclopropane.

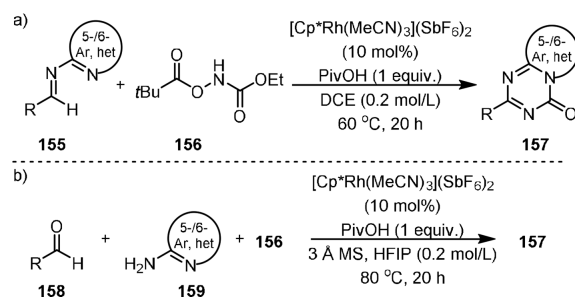


**Scheme 30.** Ylide formation with amide followed by the acyl transfer.

dergo Suzuki cross-couplings reaction, and could be easily deprotected to form free *NH*-sulfoximines [103,104].

In 2019, Hilinski [105] reported the synthesis of six-membered nitrogen-containing heterocycles tetrahydropyridines (**146**) by the Rh(II)-catalyzed [5 + 1] cycloaddition of aryl-substituted vinylcyclopropanes (**145**) with benzyl tosyloxycarbamate with high regioselectivity (Scheme 29). The product **146** could be further transformed regio- and stereoselectively to substituted piperidines, which were the most common *N*-heterocycles in FDA-approved drugs. Mechanistic studies of the reaction suggested that a step-wise cationic pathway was involved. The intermediate **147** could be generated under the reaction conditions, which was in equilibrium with the dipolar ring-opened geometric isomers **148** and **149**, and the former one could lead to the final product.

While the C–H insertion reaction of metal-nitrene was widely pursued, a rare example of C–N bond insertion was reported by Nemoto in 2019 [106], leading to the efficient synthesis of unique diazacyclic systems with an N–N bond linkage (Scheme 30). Under the catalysis of [Rh<sub>2</sub>(esp-OMe)<sub>2</sub>], **151** was obtained as the major product while the C–H insertion product **152** was only formed in a small amount with the **151/152** ratio over 97:3. The selectivity is different from the reaction under silver catalysis reported previously by the same group [60]. Radical pathway was excluded by performing the reaction in the presence of radical-trapping agents and by the radical clock experiments. Experimental and theoretical analysis based on DFT were carried out to understand the C–H



**Scheme 31.** Rhodium-catalyzed synthesis of [5,6]- and [6,6]-bicyclic [1,3,5]-triazinones.

insertion process and to rationalize the origin of the chemoselectivity. It was proposed that in the amide insertion process, the intramolecular reaction of the nitrene and amide nitrogen formed a rhodium-coordinated N–N ylide intermediate (**154**), which underwent the [1,2] acyl group migration to form the final product **151**. Although this process is thermodynamically unfavorable, it is kinetically faster than the competing C–H insertion reaction. The insertion of Rh-nitrene into sulfonamide S–N bonds could also be achieved.

In 2020, Ellman [107] developed a route to [5,6]- and [6,6]-bicyclic [1,3,5]-triazinones (**157**) via the carbamylation of various imines (**155**) with ethyl (pivaloyloxy)carbamate (**156**) and subsequent cyclization under the catalysis of Rh(III) (Scheme 31a). A broad scope of *N*-heterocycles could be successfully incorporated into the bicyclic skeleton, and the R substituent on the triazinone ring could be aliphatic, aromatic and alkoxy groups. Notably, the efficiency of this method could be further improved in a one-pot three-component procedure, in which the imines were *in situ* generated from aldehydes (**158**) and amino *N*-heterocycles (**159**) (Scheme 31b).

## 7. Summary and outlook

The recent development of transition metal-catalyzed nitrene transfer reactions with carbamates is briefly described in this review. The carbamate precursors are readily available and bench stable and their nitrene transfer reactions involving N–O bond cleavage could generally occur under mild conditions with a proper catalyst. While the Rh(II) complexes were conventionally the most prevalent catalyst to form the Rh(II)-nitrenoid intermediate, more and more examples have been disclosed by using cheaper catalytic systems involving complexes of Fe, Ru, Ag, Cu, Co, and others. The *in-situ* formed metal-nitrenoid intermediates underwent important transformations including C–H bond amination, aziridination, bifunctionalization of alkenes and others, from which the synthesis of biologically active nitrogen-containing compounds with high enantioselectivity were reported, showing the effectiveness and usefulness of carbamates as the nitrene precursors. In particular, the intramolecular sp<sup>3</sup>C–H aminations are remarkable for facile access to oxazolidinones, which have been found to be a new class of synthetic antibacterials with activity against Gram-positive bacteria and anaerobic bacteria [108].

While great progress has been achieved in the field, future attention may be paid to the following aspects in view of green and sustainable transformations. First, compared with the high atomic economy in nitrene transfers with azide derivatives and 1,4,2-dioxazol-5-ones as precursors, in which only N<sub>2</sub> and CO<sub>2</sub> are released as waste, the formation of organic by-products are inevitable in the reactions with carbamates. Second, the cheaper catalysts such as the iron complexes were found to be useful for the bifunctionalization of alkenes, however, the using of inexpensive metals for more types of nitrene transfer reactions with carba-

mates remains beyond reach. The last but not the least, the carbamate functionality is contained in the nitrene transfer products and its removal generally requires strong basic conditions, which should limit the functional group tolerance for amine formation. It is anticipated that the insights provided in this review will be beneficial for eliciting further development in the field.

### Declaration of competing interest

The authors declare that they have no known competing financial interests or personal relationships that could have appeared to influence the work reported in this paper.

### Acknowledgments

We thank the financial support provided by the National Natural Science Foundation of China (Nos. 21572163 and 21873074) and the Wenzhou Science & Technology Bureau (No. G20210032).

### References

- H.M.L. Davies, J.R. Manning, *Nature* 451 (2008) 417–424.
- G. Dequierez, V. Pons, P. Dauban, *Angew. Chem. Int. Ed.* 51 (2012) 7384–7395.
- J.L. Roizen, M.E. Harvey, J. Du Bois, *Acc. Chem. Res.* 45 (2012) 911–922.
- Y. Park, Y. Kim, S. Chang, *Chem. Rev.* 117 (2017) 9247–9301.
- F.A.H. Nasab, L.Z. Fekri, A. Monfared, et al., *RSC Adv.* 8 (2018) 18456–18469.
- H. Zhang, H. Wang, Y. Jiang, et al., *Chem. Eur. J.* 26 (2020) 17289–17317.
- K. Peng, Z.B. Dong, *Eur. J. Org. Chem.* 2020 (2020) 5488–5495.
- K. Omura, T. Uchida, R. Irie, T. Katsuki, *Chem. Commun.* (2004) 2060–2061.
- B.J. Stokes, H. Dong, B.E. Leslie, et al., *J. Am. Chem. Soc.* 129 (2007) 7500–7501.
- M. Shen, B.E. Leslie, T.G. Driver, *Angew. Chem. Int. Ed.* 47 (2008) 5056–5059.
- B.J. Stokes, K.J. Richert, T.G. Driver, *J. Org. Chem.* 74 (2009) 6442–6451.
- Y. Feng, Z. Zhang, Q. Fu, et al., *Chin. Chem. Lett.* 31 (2020) 58–60.
- T. Li, H. Yan, X. Li, et al., *J. Org. Chem.* 81 (2016) 12031–12037.
- W. Zhou, M. Zhang, H. Li, et al., *Org. Lett.* 19 (2017) 10–13.
- M.N. Zhao, Z.H. Ren, D.S. Yang, et al., *Org. Lett.* 20 (2018) 1287–1290.
- A. Prechter, G. Henrion, P. Faudot dit Bel, et al., *Angew. Chem. Int. Ed.* 53 (2014) 4959–4963.
- Y. Huang, C. Pi, Z. Tang, et al., *Chin. Chem. Lett.* 31 (2020) 3237–3240.
- C.L. Zhong, B.Y. Tang, P. Yin, et al., *J. Org. Chem.* 77 (2012) 4271–4277.
- Y. Park, K.T. Park, J.G. Kim, et al., *J. Am. Chem. Soc.* 137 (2015) 4534–4542.
- Y. Yu, Z. Xia, Q. Wu, et al., *Chin. Chem. Lett.* 32 (2021) 1263–1266.
- J.L. Liang, J.S. Huang, X.Q. Yu, et al., *Chem. Eur. J.* 8 (2002) 1563–1572.
- M. Anada, M. Tanaka, N. Shimada, et al., *Tetrahedron* 65 (2009) 3069–3077.
- S. Lin, B. Lin, Z. Zhang, et al., *Org. Lett.* 24 (2022) 3302–3306.
- T. Qi, N. Fang, W. Huang, et al., *Org. Lett.* 24 (2022) 5674–5678.
- X. Zhang, B. Lin, J. Chen, et al., *Org. Lett.* 23 (2021) 819–825.
- M. Hou, Z. Zhang, X. Lai, et al., *Org. Lett.* 24 (2022) 4114–4118.
- J. Li, Y. Wang, H. Xie, et al., *Mol. Catal.* 516 (2021) 111993.
- L. Xu, Q. Zhu, G. Huang, et al., *J. Org. Chem.* 77 (2012) 3017–3024.
- T. Zhou, W. Guo, Y. Xia, *Chem. Eur. J.* 21 (2015) 9209–9218.
- W. Guo, T. Zhou, Y. Xia, *Organometallics* 34 (2015) 3012–3020.
- W. Guo, Y. Xia, *J. Org. Chem.* 80 (2015) 8113–8121.
- J. Chen, W. Guo, Y. Xia, *J. Org. Chem.* 81 (2016) 2635–2638.
- S.V. Athavale, S. Gao, Z. Liu, S.C. Mallojjala, et al., *Angew. Chem. Int. Ed.* 60 (2021) 24864–24869.
- T. Katsuki, *Chem. Lett.* 34 (2005) 1304–1309.
- T. Uchida, T. Katsuki, *Chem. Rec.* 14 (2014) 117–129.
- A.K. Ghosh, M. Brindisi, A. Sarkar, *ChemMedChem* 13 (2018) 2351–2373.
- H. Hayashi, T. Uchida, *Eur. J. Org. Chem.* 2020 (2020) 909–916.
- T. Shimbayashi, K. Sasakura, A. Eguchi, et al., *Chem. Eur. J.* 25 (2019) 3156–3180.
- K.M. van Vliet, B. de Bruin, *ACS Catal.* 10 (2020) 4751–4769.
- Y. Tamura, T. Uchida, T. Katsuki, *Tetrahedron Lett.* 44 (2003) 3301–3303.
- X. Dong, M. Shang, S. Chen, et al., *J. Org. Chem.* 87 (2022) 13990–14004.
- S.Y. Moon, U.B. Kim, D.B. Sung, et al., *J. Org. Chem.* 80 (2015) 1856–1865.
- T. Bach, B. Schlummer, K. Harms, *Chem. Commun.* (2000) 287–288.
- M. Murakami, T. Uchida, T. Katsuki, *Tetrahedron Lett.* 42 (2001) 7071–7074.
- H.M.L. Davies, M.S. Long, *Angew. Chem. Int. Ed.* 44 (2005) 3518–3520.
- P. Müller, C. Fruit, *Chem. Rev.* 103 (2003) 2905–2920.
- P. Ruiz-Castillo, S.L. Buchwald, *Chem. Rev.* 116 (2016) 12564–12649.
- C.G. Espino, J. Du Bois, *Angew. Chem. Int. Ed.* 40 (2001) 598–600.
- A. Hinman, J. Du Bois, *J. Am. Chem. Soc.* 125 (2003) 11510–11511.
- X. Lin, C. Zhao, C.M. Che, et al., *Phillips, Chem. Asian J.* 2 (2007) 1101–1108.
- K.A. Parker, W. Chang, *Org. Lett.* 7 (2005) 1785–1788.
- R.D. Grigg, J.W. Rigoli, S.D. Pearce, et al., *Org. Lett.* 14 (2012) 280–283.
- K.M. Brummond, B. Mitasev, *Org. Lett.* 6 (2004) 2245–2248.
- H. Lebel, K. Huard, S. Lectard, *J. Am. Chem. Soc.* 127 (2005) 14198–14199.
- K. Huard, H. Lebel, *Chem. Eur. J.* 14 (2008) 6222–6230.
- T. Yakura, Y. Yoshimoto, C. Ishida, *Chem. Pharm. Bull.* 55 (2007) 1385–1389.
- R.P. Reddy, H.M.L. Davies, *Org. Lett.* 8 (2006) 5013–5016.
- Y. Cui, C. He, *Angew. Chem. Int. Ed.* 43 (2004) 4210–4212.
- M. Ju, M. Huang, L.E. Vine, et al., *Nature Catal.* 2 (2019) 899–908.
- S. Harada, M. Kobayashi, M. Kono, et al., *ACS Catal.* 10 (2020) 13296–13304.
- M. Ju, E.E. Zerull, J.M. Roberts, et al., *J. Am. Chem. Soc.* 142 (2020) 12930–12936.
- H. Jung, H. Keum, J. Kweon, et al., *J. Am. Chem. Soc.* 142 (2020) 5811–5818.
- Y. Tan, S. Chen, Z. Zhou, et al., *Angew. Chem. Int. Ed.* 59 (2020) 21706–21710.
- H. Lebel, K. Huard, *Org. Lett.* 9 (2007) 639–642.
- H. Lebel, C. Spitz, O. Leogane, et al., *Org. Lett.* 13 (2011) 5460–5463.
- J. Jeong, H. Jung, D. Kim, et al., *ACS Catal.* 12 (2022) 8127–8138.
- F. Collet, R.H. Dodd, P. Dauban, *Chem. Commun.* (2009) 5061–5074 2009.
- K.H. Ng, A.S.C. Chan, W.Y. Yu, *J. Am. Chem. Soc.* 132 (2010) 12862–12864.
- K.H. Ng, F.N. Ng, W.Y. Yu, *Chem. Commun.* 48 (2012) 11680–11682.
- R. Giri, J.Q. Yu, *J. Am. Chem. Soc.* 30 (2008) 114082–114083.
- C. Grohmann, H. Wang, F. Glorius, *Org. Lett.* 15 (2013) 3014–3017.
- B. Zhou, J. Du, Y. Yang, et al., *Org. Lett.* 16 (2014) 592–595.
- P. Patel, S. Chang, *Org. Lett.* 16 (2014) 3328–3331.
- P. Patel, S. Chang, *ACS Catal.* 5 (2015) 853–858.
- R. Singh, K. Nagesh, M. Parameshwar, *ACS Catal.* 6 (2016) 6520–6524.
- K. Arai, Y. Ueda, K. Morisaki, et al., *Chem. Commun.* 54 (2018) 2264–2267.
- L. Degennaro, P. Trincherà, R. Luisi, *Chem. Rev.* 114 (2014) 7881–7929.
- Y. Zhu, Q. Wang, R.G. Cornwall, et al., *Chem. Rev.* 114 (2014) 8199–8256.
- C.J. Hayes, P.W. Beavis, L.A. Humphries, *Chem. Commun.* (2006) 4501–4502 2006.
- R. Liu, S.R. Herron, S.A. Fleming, *J. Org. Chem.* 72 (2007) 5587–5591.
- H. Lebel, S. Lectard, M. Parmentier, *Org. Lett.* 9 (2007) 4797–4800.
- M. Barani, S. Fioravanti, L. Pellacani, et al., *Tetrahedron* 50 (1994) 11235–11238.
- S. Fioravanti, G. Luna, L. Pellacani, et al., *Tetrahedron* 53 (1997) 4779–4786.
- H. Lebel, M. Parmentier, *Pure Appl. Chem.* 82 (2010) 1827–1833.
- A. Padwa, T. Stengel, *Org. Lett.* 4 (2002) 2137–2139.
- A. Padwa, A.C. Flick, C.A. Leverett, et al., *J. Org. Chem.* 69 (2004) 6377–6386.
- E. Levites-Agababa, E. Menhaji, L.N. Perlson, et al., *Org. Lett.* 4 (2002) 863–865.
- R. Gupta, K.M. Sogi, S.E. Bernard, et al., *Org. Lett.* 11 (2009) 1527–1530.
- W.P. Unsworth, S.G. Lamont, J. Robertson, *Tetrahedron* 70 (2014) 7388–7394.
- A.C. Willis Masruri, M.D. McLeod, *J. Org. Chem.* 77 (2012) 8480–8491.
- G.S. Liu, Y.Q. Zhang, Y.A. Yuan, et al., *J. Am. Chem. Soc.* 135 (2013) 3343–3346.
- Y.Q. Zhang, Y.A. Yuan, G.S. Liu, et al., *Org. Lett.* 15 (2013) 3910–3913.
- D.F. Lu, C.L. Zhu, Z.X. Jia, et al., *J. Am. Chem. Soc.* 136 (2014) 13186–13189.
- C.L. Zhu, D.F. Lu, J.D. Sears, et al., *Synthesis* 48 (2016) 3031–3041.
- D.F. Lu, G.S. Liu, C.L. Zhu, et al., *Org. Lett.* 16 (2014) 2912–2915.
- D.F. Lu, C.L. Zhu, J.D. Sears, et al., *J. Am. Chem. Soc.* 138 (2016) 11360–11367.
- C.L. Zhu, J.S. Tian, Z.Y. Gu, et al., *Chem. Sci.* 6 (2015) 3044–3050.
- J.S. Tian, C.L. Zhu, Y.R. Chen, et al., *Synthesis* 47 (2015) 1709–1715.
- Y. Tan, F. Han, M. Hemming, et al., *Org. Lett.* 22 (2020) 6653–6656.
- S. Su, T. Wu, Y. Xia, et al., *Chem. Eur. J.* 29 (2023) e202203371.
- H. Lebel, H. Piras, J. Bartholoméus, *Angew. Chem. Int. Ed.* 53 (2014) 7300–7304.
- M. Zenzola, R. Doran, R. Luisi, et al., *J. Org. Chem.* 80 (2015) 6391–6399.
- T.E. Barder, S.D. Walker, J.R. Martinelli, et al., *J. Am. Chem. Soc.* 127 (2005) 4685–4696.
- A. Fürstner, A. Leitner, *Angew. Chem. Int. Ed.* 41 (2002) 609–612.
- L.A. Combee, S.L. Johnson, J.E. Laudenschlager, et al., *Org. Lett.* 21 (2019) 2307–2311.
- M. Kono, S. Harada, T. Nemoto, *Chem. Eur. J.* 25 (2019) 3119–3124.
- D.N. Confair, N.S. Greenwood, B.Q. Mercado, et al., *Org. Lett.* 22 (2020) 8993–8997.
- N. Selvakumar, D. Srinivas, M.K. Khera, et al., *J. Med. Chem.* 45 (2002) 3953–3962.