



A novel route for the synthesis of androgen receptor antagonist enzalutamide

Xiangguo Meng^a, Siju Bi^{a,c}, Shixin Jin^c, Kai Wu^a, Shanchao Wu^b, Lei Shao^{a,*},
Pierre-Antoine Bonnet^{d,*}, Chunquan Sheng^{b,*}

^a College of Pharmacy, Shanghai University of Medicine and Health Sciences, Shanghai 201318, China

^b Department of Medicinal Chemistry, School of Pharmacy, Second Military Medical University, Shanghai 200433, China

^c State Key Lab of Anti-Infectives, Shanghai Institute of Pharmaceutical Industry, China State Institute of Pharmaceutical Industry, Shanghai 201203, China

^d IBMM, Faculty of Pharmacy, Montpellier University, CNRS, ENSCM, 34093 Montpellier Cedex 5, France

ARTICLE INFO

Article history:

Received 14 September 2022

Revised 20 December 2022

Accepted 22 December 2022

Available online 24 December 2022

Keywords:

Enzalutamide

Condensation

Deprotection

Ullmann coupling

Cyclization

Amination

ABSTRACT

A novel route of enzalutamide was developed in five steps. Starting from 4-amino-2-(trifluoromethyl)benzotrile (7) and Boc-2-aminoisobutyric acid (16), condensation, deprotection, Ullmann coupling, cyclization and amination provided enzalutamide in 41.0% total yield. This route avoids the using of toxic chemical, unstable intermediate and high-risk reaction. It is a potential efficient and economical procedure for industrialization.

© 2023 Published by Elsevier B.V. on behalf of Chinese Chemical Society and Institute of Materia Medica, Chinese Academy of Medical Sciences.

According to the statistics of the American Cancer Society 2022 [1], the number of prostate cancer (PCa) new cases is estimated at 268,490 in US for 2022. Enzalutamide (**1**, Fig. 1) was the first second-generation non-steroidal androgen receptor (AR) antagonist to be used to treat castration-resistant prostate cancer (CRPC) that had spread or relapsed. Comparing with the first-generation AR antagonists nilutamide [2], flutamide [3] and bicalutamide [4], enzalutamide not only competitively inhibited androgen binding to AR, but also inhibited nuclear translocation of the AR, DNA binding and coactivator recruitment [5,6]. Enzalutamide was approved by FDA in 2012. Furthermore, enzalutamide showed potential therapeutic effect on triple-negative breast cancer with AR high-expression [7–10]. In the future, the requirement of active pharmaceutical ingredient (API) would be further increased. Therefore, it was of great research significance to develop a novel synthetic method of enzalutamide, especially that suitable to industrial production.

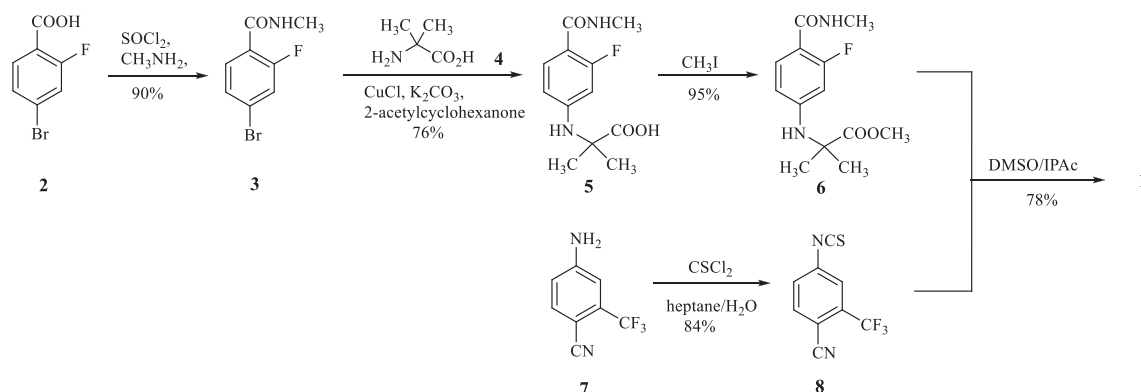
Two feasible routes have been reported for the synthesis of industrial scale enzalutamide. One was undertaken by researchers of Medivation Inc. (Scheme 1) [11], which began with 4-bromo-2-fluorobenzoic acid (**2**). The key intermediate methyl 2-((3-fluoro-

4-(methylcarbamoyl)phenyl)-amino)-2-methylpropanoate (**6**) was prepared by chloration, amination, coupling reaction and methylation from starting material **2**. Intermediate **6** reacted with 4-isothiocyanato-2-(trifluoromethyl)benzotrile (**8**), which was made from 4-amino-2-(trifluoromethyl)benzotrile (**7**), to obtain target compound **1**. An evident disadvantage of this route was the use of the poisonous reagent iodomethane to prepare the intermediate **6**. Zhou *et al.* [12] made an improvement for this route, but it was difficult to decrease the equivalent of isothiocyanate intermediate **8**. Depending to the high reactivity of isothiocyanate intermediate **8**, leaving group methanol, as a strong nucleophile byproduct of cyclization, could immediately react with **8** to form a typical impurity **9** (Fig. 2). Although impurity **9** could be easily removed by recrystallization with isopropanol, 2 equiv. of **8** were consumed for the cyclization step, at least.

An alternative route was reported (Scheme 2) [13,14] to begin with 2-fluoro-4-nitrotoluene (**10**), following by oxidation, chloration, reduction, substitution and cyclization to afford target compound **1**. Although toxic iodomethane was avoided in this route, starting material **10** and intermediates (**11**, **12**) with a nitro group increased the risk of explosion during storage and transportation. Meanwhile, the reduction of **12** with Fe/AcOH or Pb/C-H₂ was a high-risk reaction to synthesize intermediate **13** for industrial scale manufacture. Although API **1** could be obtained by the above

* Corresponding authors.

E-mail addresses: shaol@sumhs.edu.cn (L. Shao), pierre-antoine.bonnet1@umontpellier.fr (P.-A. Bonnet), shengcq@smmu.edu.cn (C. Sheng).



Scheme 1. The original route of Medivation Inc. for the synthesis of enzalutamide **1**.

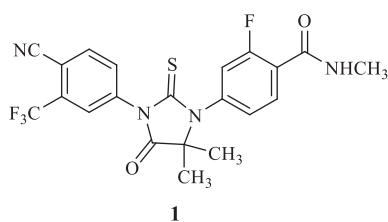


Fig. 1. Structure of enzalutamide (**1**).

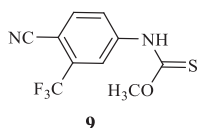


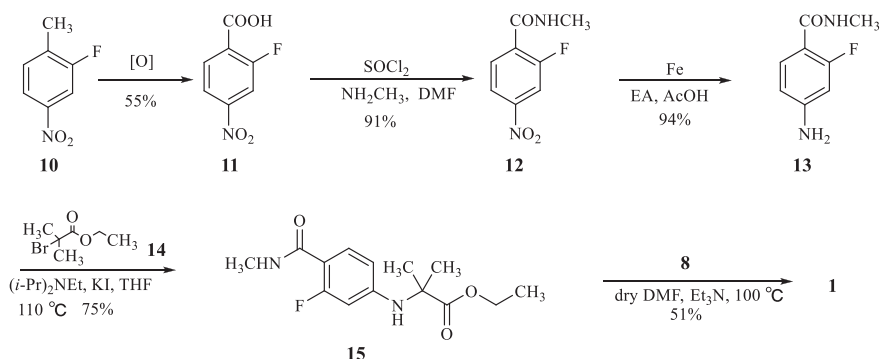
Fig. 2. Typical impurity **9**, by-product of Scheme 1 in cyclization.

routes, several environmentally unfriendly reagents, high-risk reactions and reactive intermediates were still utilized in these routes. Various synthetic strategies have been designed to overcome such disadvantages [15,16], however the low yield and high cost of the overall process limited the practical use of these routes. Thus, a novel synthetic route is urgently needed to develop for the efficient synthesis of **1** with mild condition, stable intermediate and environmentally friendly reagent. Herein we report a new route that highly limits toxic reagents and inconvenient reactive intermediates.

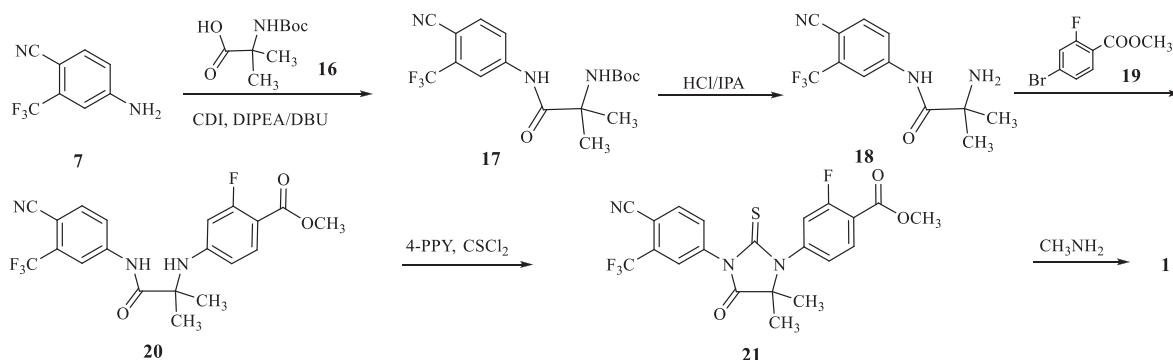
Our new route (Scheme 3) [17] begins with intermediate **7** and Boc-2-aminoisobutyric acid (**16**) to obtain *tert*-butyl (1-((4-cyano-3-(trifluoromethyl)phenyl)amino)-2-methyl-1-oxopropan-2-yl)carbamate (**17**) by condensation. The deprotection of **17** is carried out in the acidic condition to afford 2-amino-*N*-(4-cyano-

3-(trifluoromethyl)phenyl)-2-methylpropanamide (**18**). The third step is an Ullmann reaction for the coupling of intermediate **18** with methyl 2-fluoro-4-bromobenzoate (**19**) to give methyl 4-((1-((4-cyano-3-(trifluoromethyl)phenyl)amino)-2-methyl-1-oxopropan-2-yl)amino)-2-fluorobenzoate (**20**). Intermediate **20** is reacted with thiophosgene to obtain methyl 4-(3-(4-cyano-3-(trifluoromethyl)phenyl)-5,5-dimethyl-4-oxo-2-thioxoimidazolidin-1-yl)-2-fluorobenzoate (**21**). Enzalutamide (**1**) is finally prepared by methylamination of compound **21**.

Because of the weak nucleophilicity of **7** with two strong withdrawing groups, several conditions were screened with phosphorus oxychloride (POCl₃) [18], dicyclohexylcarbodiimide (DCC) [19–22], *O*-(7-azabenzotriazol-1-yl)-*N,N,N',N'*-tetramethyluronium hexafluorophosphate (HATU) [23] and isobutyl chloroformate (IBCF) [24]. Unfortunately, no target compound was found (Table 1, entries 1–5). When 1,1'-carbonyldiimidazole (CDI) was used to activate the carboxy group of starting material **16**, trace amounts of intermediate **17** were found in entries 6 and 7. Because of the poor solubility of Cs₂CO₃ and Na₂CO₃ in THF, we tried to use organic alkali to make a homogeneous reaction such as 4-dimethylaminopyridine (DMAP), 4-methylmorpholine (NMM) and triethylenediamine (DABCO) (entries 8–10). Because of the weak alkaline, we failed to gain the intermediate **17**. 1,8-Diazabicyclo[5.4.0]undec-7-ene (DBU) was successfully used to obtain compound **17** in moderate yield by crystallization (entry 11). A typical impurity was found and isolated in the condensation step, with a mass signal [M + H]⁺ of 298.0. According to the mass result, two possible structures were speculated as reactive intermediate **23** or intramolecular closed ring product **24** (Fig. 3). ¹H NMR, ¹³C NMR and HRMS were used to further identify the structure of this typical impurity (Supporting information). ¹H NMR showed signals of aromatic hydrogens and no signal of the Boc protecting group. Therefore, we speculated that the structure of typical im-



Scheme 2. Alternative route for API **1** manufacture.



Scheme 3. A novel route to synthesize enzalutamide.

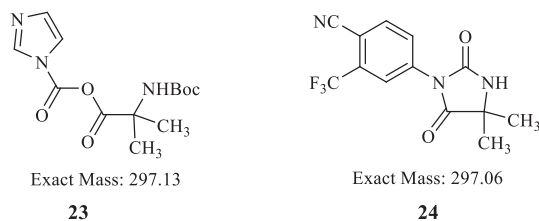
Table 1
Screening of conditions of the condensation step.

Entry	7:16 (molar ratio) ^a	Solvent ^b	Reagent	Base (1.3 equiv.)	Temp. (°C)	Time (h)	Yield (%) ^c
1	1.0:1.1	pyridine	POCl ₃	DBU	-15~60	5	-
2	1.0:1.1	DMF	DCC	DIPEA	r.t.	1	-
3	1.0:1.1	DMF	DCC/HOBt	DBU	r.t.~60	1	-
4	1.0:1.1	DMF	HATU	DBU	r.t.~100	5	-
5	1.0:1.1	THF	IBCF	DBU	-15~60	5	-
6	1.0:1.1	THF	CDI	DIPEA/Cs ₂ CO ₃	60~65	5	trace
7	1.0:1.1	THF	CDI	DIPEA/Na ₂ CO ₃	60~65	5	trace
8	1.0:1.1	THF	CDI	DIPEA/DMAP	60~65	5	-
9	1.0:1.1	THF	CDI	DIPEA/NMM	60~65	5	-
10	1.0:1.1	THF	CDI	DIPEA/DABCO	60~65	5	-
11	1.0:1.0	THF	CDI	DIPEA/DBU	60~65	5	49.5
12	1.0:1.0	DMF	CDI	DIPEA/DBU	60~65	5	68.5
13	1.0:1.0	DMF	CDI	DIPEA/DBU	60~65	2	75.3

^a For entries 1-11, the amount of **16** was 0.36 g (1.8 mmol) and for entries 12 and 13, the amount of **16** was increased to 20.0 g (0.11 mol).

^b For entries 1-11, the solvent volume was 3 mL and for entries 12 and 13, the solvent volume was 60 mL.

^c Isolated yields.

Fig. 3. Speculated structures of typical impurity **23** or **24**.

purity was compound **24**. In order to decrease the loss in mother liquid, *N,N*-dimethylformamide (DMF) was used instead of tetrahydrofuran (THF) (entry 12). We also found the typical impurity was increasing with the prolonged reaction time. Then the reaction time was shortened from 5 h to 2 h to control the amount of typical impurity (entry 13) and isolate yield was around 75.3%.

The deprotection of intermediate **17** was carried out with 4 mol/L HCl in isopropyl alcohol (IPA) [25] or trifluoroacetic acid (TFA) [26] to afford deprotected product **18** with 98.0% or 97.3% yield, respectively. Intermediate **18** was reacted with **19** by Ullmann coupling. Considering the cost of this route, copper sources were utilized as the catalyst in the coupling step [27]. Primarily, copper sources were screened such as copper powder, CuCl, CuBr and CuI (Table 2, entries 1-4) with 2-acetylcyclohexanone and K₂CO₃ in DMF under 120 °C. Entry 2 showed a better yield at 67.3%. Secondly, we investigated ligands 2-acetylcyclohexanone (entry 2), acetylacetone and *N,N,N',N'*-tetramethylethylenediamine (TMEDA) (entries 5 and 6), in which 2-acetylcyclohexanone was still a suitable ligand in the coupling reaction. When this reaction was monitored by thin-layer chromatography (TLC), starting material **7** was found in this system. Therefore, we speculated that

the strong basicity or poor stirring condition of K₂CO₃ make compound **18** or **20** hydrolyze. Finally, we screened bases KOAc, *N,N*-diisopropylethylamine (DIPEA) and DBU. The stirring conditions were obviously improved, when organic alkali was used (entries 8 and 9), product **20** was obtained in moderate yields (33.3% and 42.9%). The yield was increased to 74.8% when KOAc was used instead of K₂CO₃ (entry 7).

Coupling product **20** was reacted with thiophosgene (CSCl₂) or thiophosgene derivatives to construct the thiohydantoin ring. The reaction conditions for cyclization were optimized by the following steps (Table 3). The initial conditions of 1.2 equiv. of thiophosgene and compound **20** in THF or acetonitrile (ACN) (entries 1 and 2) [11] gave only traces of the desired product in entry 2. Increasing the amount of thiophosgene (entry 3) to 3.0 equiv. failed to improve the conversion of intermediate **20**. Because of the formation of byproduct HCl, we screened acid acceptors triethylamine (TEA), DIPEA and DBU (entries 4-6). However, no desired product was found. Notably, when DMAP was used as an acid acceptor, we successfully obtained the cyclization product **21** in 68.2% yield (entry 7). This result showed that DMAP was probably not only used as an acid acceptor, but also as a catalyst for cyclization. Byproduct HCl reacted with DMAP to form a quaternary ammonium salt, which had poor solubility in the solvent and made the stirring condition worse. Mixed alkali including DMAP were screened (entries 8-10) and a 64.7% yield was found with the mixed alkali DIPEA/DMAP. Increasing the proportion of DMAP to 8.0 equiv. improved the yield to 72.4% (entry 11). To further improve stirring conditions, equivalents of thiophosgene and DMAP were decreased to obtain target compound **21** in yield 75.9%-77.5% at lower reaction temperature in order to avoid thiophosgene decomposition (entries 12 and 13). Because cyclization was an intramolecular nucleophilic reaction, the volume of solvent ACN was

Table 2
Optimization of Ullmann coupling reaction.

Entry ^a	Catalyst (0.2 equiv.)	Ligand (0.2 equiv.)	Base (1.3 equiv.)	Time (h) ^b	Yield (%) ^c
1	Cu powder	2-Acetylcyclohexanone	K ₂ CO ₃	6	45.1
2	CuCl	2-Acetylcyclohexanone	K ₂ CO ₃	6	67.3
3	CuBr	2-Acetylcyclohexanone	K ₂ CO ₃	6	48.7
4	CuI	2-Acetylcyclohexanone	K ₂ CO ₃	6	54.5
5	CuCl	Acetylacetone	K ₂ CO ₃	7	52.5
6	CuCl	TMEDA	K ₂ CO ₃	8	22.8
7	CuCl	2-Acetylcyclohexanone	KOAc	7	74.8
8	CuCl	2-Acetylcyclohexanone	DIPEA	9	33.3
9	CuCl	2-Acetylcyclohexanone	DBU	6	42.9

^a For entries 1-9, the amount of **18** was 10.0 g and the molar ratio of **18:19** was 1:1.2.^b All of the entries were carried in DMF at 120 °C (internal temperature), and the reaction time was determined by TLC.^c Isolated yield.**Table 3**
Optimization of the cyclization step.

Entry ^a	Reagent (equiv.)	Solvent (mL)	Mixed alkali (equiv.)	Temp. (°C)	Time (h)	Yield (%) ^b
1	CSCl ₂ (1.2)	THF (10)	-	reflux	6	-
2	CSCl ₂ (1.2)	ACN (10)	-	reflux	6	trace
3	CSCl ₂ (3.0)	ACN (10)	-	reflux	6	trace
4	CSCl ₂ (3.0)	ACN (10)	TEA (6.0)	40	12	-
5	CSCl ₂ (3.0)	ACN (10)	DIPEA (6.0)	40	12	-
6	CSCl ₂ (3.0)	ACN (10)	DBU (6.0)	40	12	-
7	CSCl ₂ (3.0)	ACN (10)	DMAP (6.0)	40	12	68.2
8	CSCl ₂ (3.0)	ACN (10)	TEA & DMAP (6.0 & 2.0)	40	12	11.2
9	CSCl ₂ (3.0)	ACN (10)	DIPEA & DMAP (6.0 & 2.0)	40	12	64.7
10	CSCl ₂ (3.0)	ACN (10)	DBU & DMAP (6.0 & 2.0)	40	12	21.5
11	CSCl ₂ (3.0)	ACN (10)	DIPEA & DMAP (6.0 & 8.0)	-10~40	12	72.4
12	CSCl ₂ (2.0)	ACN (10)	DIPEA & DMAP (4.0 & 6.0)	-10~10	20	77.5
13	CSCl ₂ (2.0)	ACN (10)	DIPEA & DMAP (4.0 & 2.0)	-10~10	40	75.9
14	CSCl ₂ (2.0)	ACN (40)	DIPEA & DMAP (4.0 & 6.0)	-10~10	20	74.3
15	CSCl ₂ (2.0)	THF (10)	DIPEA & DMAP (4.0 & 6.0)	-10~10	20	17.3
16	CSCl ₂ (2.0)	Me-THF (10)	DIPEA & DMAP (4.0 & 6.0)	-10~10	20	trace
17	CSCl ₂ (2.0)	ACN (10)	DIPEA & 4-PPY (4.0 & 6.0)	-10~10	20	86.5
18	TCDI (1.5)	ACN (10)	-	reflux	20	-
19	TCDI (1.5)	ACN (10)	DIPEA & DMAP (4.0 & 6.0)	reflux	20	-
20	CICSOPh (2.0)	ACN (10)	DIPEA & DMAP (4.0 & 6.0)	-10~reflux	20	32.7
21	CSCl ₂ (2.0)	ACN (10)	DIPEA & 4-PPY (4.0 & 6.0)	-10~10	20	85.6

^a The amount of **20** (1.0 equiv.) was 1.0 g in entries 1-20 and 10 g in entry 21.^b Compound **21** was isolated by column chromatography.

increased to 40 mL (entry 14). The stirring condition was improved to obtain a 74.3% yield. Non-protonic solvents such as THF and 2-methyltetrahydrofuran (Me-THF) were screened but gave poor yields (entries 15 and 16). 4-Pyrrolidinopyridine (4-PPY), which is a DMAP analogue, was used as an alternative base in cyclization to give a better yield 86.5% (entry 17). 1,1'-Thiocarbonyldiimidazole (TCDI) [28] and phenyl chlorothionocarbonate (CICSOPh) [29] were investigated to replace the thiophosgene (entries 18-20), which is an environment-unfriendly reagent. The reaction failed with TCDI (entries 18 and 19) and gave only 32.7% of desired product with CICSOPh (entry 20). When CICSOPh was used, diphenylthionocarbonate was found as a main byproduct. One molecule of phenol was released by this process, which was still a strong nucleophile and then reacted with another molecule of CICSOPh to give byproduct diphenylthionocarbonate. This reaction required at least 2 equiv. of CICSOPh and the byproduct was hard to remove from the crude product. Finally, we chose the typical condition to scale up to 10 g and obtain the desired product in 85.6% yield (entry 21). The last step was an amination, for which we referred to the method reported by Zhou *et al.* [12] to obtain enzalutamide in 86.8% yield.

In conclusion, a novel route to synthesize enzalutamide was established in five steps including condensation, deprotection, Ullmann coupling, cyclization and amination. Compared with the reported methods, unstable intermediate, toxic chemical and high-risk reaction were avoided in this new route. The purification of intermediate **21** needs to be further optimized. In the future, the

challenge in manufacturing enzalutamide would be to completely abandon the use of thiophosgene. Taken together, this approach is a more efficient, convenient and economical route, which provides a new strategy for improving the process of API enzalutamide manufacture.

Declaration of competing interest

The authors declare that they have no known competing financial interests or personal relationships that could have appeared to influence the work reported in this paper.

Acknowledgments

We thank the Academic Mentorship for. This work was supported by Scientific Research Cadre Project (AMSCP) 2021 and National Key Research and Development Program of China (No. 2020YFA0509200 to C. Sheng).

References

- [1] R.L. Siegel, K.D. Miller, H.E. Fuchs, *et al.*, *CA Cancer J. Clin.* 72 (2022) 7-33.
- [2] A. Decensi, D. Guameri, M.C. Padetti, *et al.*, *Eur. J. Cancer* 27 (1991) 1100-1104.
- [3] E.J. Small, N.J. Vogelzang, *J. Clin. Oncol.* 15 (1997) 382-388.
- [4] C.J. Tyrrel, A.V. Kaisary, P. Iversen, *et al.*, *Eur. Urol.* 33 (1998) 447-456.
- [5] A. Rodriguez-Vida, M. Galazi, S. Rudman, *et al.*, *Drug Des. Dev. Ther.* 9 (2015) 3325-3339.

- [6] Y.S. Ha, S. Goodin, R.S. Dipaola, et al., *Drugs Today* 49 (2013) 7–13.
- [7] T.A. Traina, K. Miller, D.A. Yardley, et al., *J. Clin. Oncol.* 36 (2018) 884–890.
- [8] A.Murray F.Caiazza, S.F. Madden, et al., *Endocr. Relat. Cancer* 23 (2016) 323–334.
- [9] V.N. Barton, N.C. D'Amato, M.A. Gordon, et al., *Mol. Cancer Ther.* 14 (2015) 769–778.
- [10] A. Anestis, P. Sarantis, S. Theocharis, et al., *J. Cancer Res. Clin. Oncol.* 145 (2019) 1221–1233.
- [11] R.P. Jain, R. Angelaud, A. Thompson, et al., *PCT Int. Appl. WO* 2011106570, 2011.
- [12] A.N. Zhou, B.N. Li, L.J. Ruan, et al., *Chin. Chem. Lett.* 28 (2017) 426–430.
- [13] R.S. Rathore, V.V. Durvasula, A. Sharma, et al., *PCT Int. Appl. WO* 2015063720 (2015).
- [14] L.J. Song, Y. Wang, X.F. Lu, et al., *Fine Chem. Intermed.* 42 (2012) 34–36.
- [15] M.E. Jung, S. Ouk, D. Yoo, et al., *J. Med. Chem.* 53 (2010) 2779–2796.
- [16] P.H. Desai, S. Seetharaman, V.H. Nikam, et al., *PCT Int. Appl. WO* 2019106691, 2019.
- [17] X.G. Meng, L. Shao, G. Huang, et al., *CN* 109651256, 2019.
- [18] D.T.S. Rijkers, H.P.H.M. Adams, H.C. Hemker, et al., *Tetrahedron* 51 (1995) 11235–11250.
- [19] R.W. Driver, T.D.W. Claridge, S. Scheiner, et al., *Chem. Eur. J.* 22 (2016) 16513–16521.
- [20] R.Z. Huang, B. Zhang, X.C. Huang, et al., *RSC Adv.* 7 (2017) 8866–8878.
- [21] A. Jeganathan, S.K. Richardson, R.S. Mani, et al., *J. Org. Chem.* 56 (1986) 5362–5367.
- [22] W. Wang, W.F. Li, Y.Q. Yang, et al., *Huaxue Shiji* 30 (2008) 185–190.
- [23] X.B. Bi, J. Yin, C. Rao, et al., *Org. Lett.* 20 (2018) 7790–7793.
- [24] P. Gisbert, P. Trillo, I.M. Pastor, *ChemistrySelect* 3 (2018) 887–893.
- [25] C. Chen, X.Y. Yang, H. Fang, et al., *Eur. J. Med. Chem.* 181 (2019) 111563.
- [26] F. Wen, Z. Li, *Synth. Commun.* 50 (2020) 3462–3474.
- [27] Z.K. Lu, R.J. Twieg, *Tetrahedron Lett.* 46 (2005) 2997–3001.
- [28] S.F. Zhang, X.H. Hou, L.L. Wang, et al., *CN* 114014850A, 2022.
- [29] C.B. Haim, A. Horvath, J.E.E. Weerts, *PCT Int. Appl. WO* 2016100652A2 2016.