



Communication

Cascade reaction to 1*H*-pyrazoles from hydrazones *via* sodium Ni-trite promoted dual C–C/C–N formation, annulation and aromatization with 1,2-dichloroethane

Liqliang Hao^a, Hongyan Liu^a, Zheng Zhang^a, Fuqiang Wen^a, Chengcai Xia^{a,*}, Zengfen Pang^{b,*}

^a Institute of Pharmacology, Pharmacy College, Shandong First Medical University & Shandong Academy of Medical Sciences, Tai'an 271016, China

^b Shandong Cancer Hospital and Institute, Shandong First Medical University & Shandong Academy of Medical Sciences, Ji'nan 250117, China

ARTICLE INFO

Article history:

Received 8 December 2020

Received in revised form 2 February 2021

Accepted 9 February 2021

Available online 15 February 2021

Keywords:

Tandem

Hydrazones

1,2-Dichloroethane

1*H*-Pyrazoles

Annulation

ABSTRACT

A novel route for tandem C–C/C–N formation, annulation and aromatization of hydrazones with 1,2-dichloroethane to synthesize 1*H*-pyrazoles has been developed. Furthermore, the 1,2-dichloroethane serves as alkylation reagent in good to excellent yields. This methodology features mild reaction conditions and good functional group tolerance, providing a direct approach for the preparation of 1*H*-pyrazoles.

© 2021 Chinese Chemical Society and Institute of Materia Medica, Chinese Academy of Medical Sciences.

Published by Elsevier B.V. All rights reserved.

1*H*-Pyrazoles are highly valuable compounds and not only are prevalent in pharmaceuticals such as anthelmintic activity [1], 5-HT_{2C} receptor agonists [2], modulators of the M₁ muscarinic acetylcholine receptor [3], and inhibition of trypanosoma brucei and trypanosoma cruzi [4], monoamine oxidase-A inhibitors [5] but also can serve for catalytic materials [6] as ligands (Fig. 1). In view of their great importance, development an efficient method to formation of 1*H*-pyrazoles is attracting more attention in the past decades [7].


Hydrazones possess an excellent reactivity for cyclization reaction. Comas-barcel's group [8] has reported the synthesis of pyrazole compounds from alkynes and sydones catalyzed by Cu(OAc)₂·H₂O with excellent yield (Scheme 1a). Meanwhile, pyrazole compounds synthesized by ethane-1,2-diol derivatives react with (*E*)-1-benzylidene-2-phenylhydrazine compounds under the catalysis of FeCl₃ have been reported by Panda's group [9] (Scheme 1b). In the past few decades, pyrazole derivatives prepared by transition metals has obtained a remarkable achievement. However, the catalysis of transition metals may

hinder their practical application in chemical synthesis. Therefore, developing a new type of mild, metal-free catalytic reaction is challenging and indispensable. Herein, inspired by these works and continuing efforts in our previous work [10,11], we design and synthesize an metal-free annulation onto (*E*)-1-benzylidene-2-methylhydrazine, which was achieved by cynalization and aromatization of 1,2-dichloroethane with NaNO₂ catalysis (Scheme 1c). This method provides a simple and convenient way for the construction of double C–C/C–N bonds and reduces the generation of by-products in the reaction process.

(*E*)-1-Benzylidene-2-methylhydrazine (**1a**) was chosen as the model substrates for the optimization of the reaction conditions, which include the nitro source, cosolvent, amount of raw materials, temperature and atmosphere. The optimization results showed that the reaction is very sensitive to nitro source effects (Table 1, entries 1–7), and the best result was obtained by using NaNO₂ as nitro source (Table 1, entry 6). Next, cosolvents were screened, EtOH gave a better yield than other cosolvents including MeOH, *n*-butanol, isobutanol, octanol, 2-propanol, DMSO and DMF (Table 1, entries 8–14). Considering the influence of the reaction temperature, we observed that the yield was slightly decreased when decreasing to 80 °C or increasing to 120 °C (Table 1, entries 15 and 16). As nitrate can improve the reaction and the NaNO₂

* Corresponding authors.

E-mail addresses: xiachc@163.com (C. Xia), pangzf0806@163.com (Z. Pang).

Table 1
Optimization of reaction conditions.^a


Entry	Nitro source	Cosolvent	T (°C)	Yield (%) ^b
1	Co(NO ₃) ₂ ·6H ₂ O	EtOH	110	10
2	Cu(NO ₃) ₂	EtOH	110	nr
3	Bi(NO ₃) ₃	EtOH	110	8
4	(CH ₃) ₃ CONO	EtOH	110	18
5	NH ₄ NO ₃	EtOH	110	23
6	NaNO ₂	EtOH	110	75
7	Al(NO ₃) ₃	EtOH	110	21
8	NaNO ₂	MeOH	110	60
9	NaNO ₂	<i>n</i> -Butanol	110	nr
10	NaNO ₂	Isobutanol	110	15
11	NaNO ₂	Octanol	110	nr
12	NaNO ₂	2-Propanol	110	18
13	NaNO ₂	DMSO	110	42
14	NaNO ₂	DMF	110	35
15	NaNO ₂	EtOH	80	45
16	NaNO ₂	EtOH	120	61
17	NaNO ₂	EtOH	110	13 ^c , 41 ^d , 62 ^e
18	NaNO ₂	EtOH	110	70 ^f , 71 ^g
19	NaNO ₂	EtOH	110	72 ^h , 61 ⁱ
20	NaNO ₂	EtOH	110	36 ^j , 58 ^k , 23 ^l

^a Reaction conditions: **1a** (0.2 mmol), nitrate (2.0 equiv.), DCE/ EtOH = 1:2 (v/v) (2.0 mL), air, sealed tube, 110 °C for 24 h.

^b Isolated yields.

^c NaNO₂ (0 equiv.).

^d NaNO₂ (1.0 equiv.).

^e NaNO₂ (3.0 equiv.).

^f 20 h.

^g 36 h.

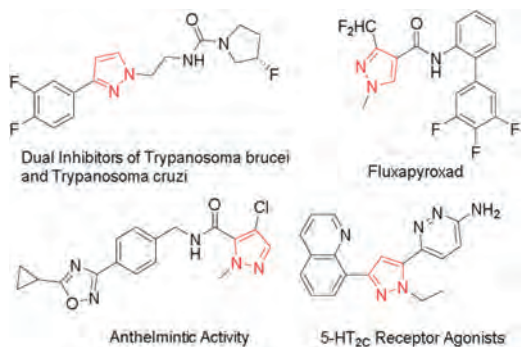
^h N₂.

ⁱ O₂.

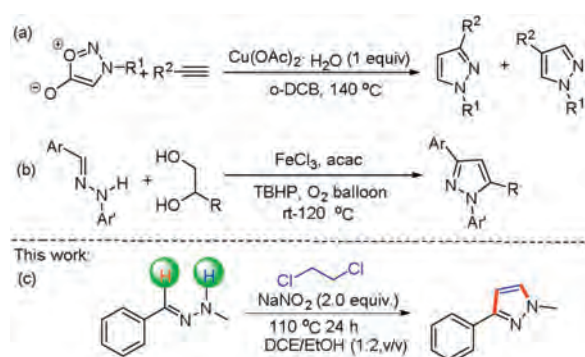
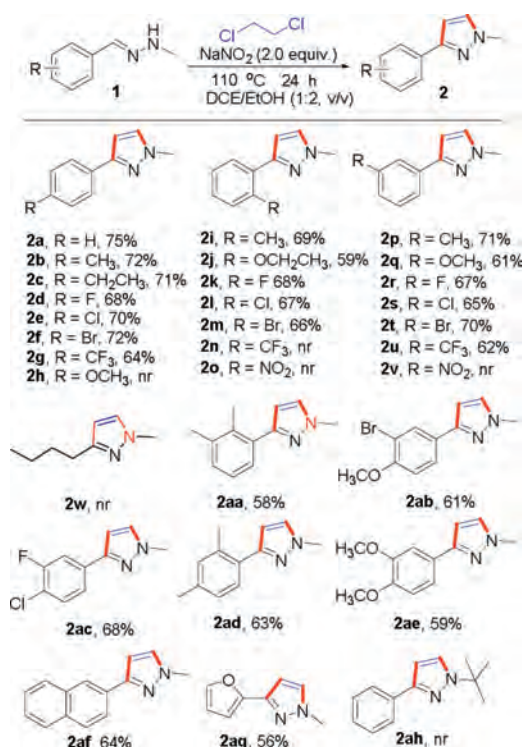
^j DCE/EtOH = 1:10 (v/v).

^k DCE/EtOH = 1:1 (v/v).

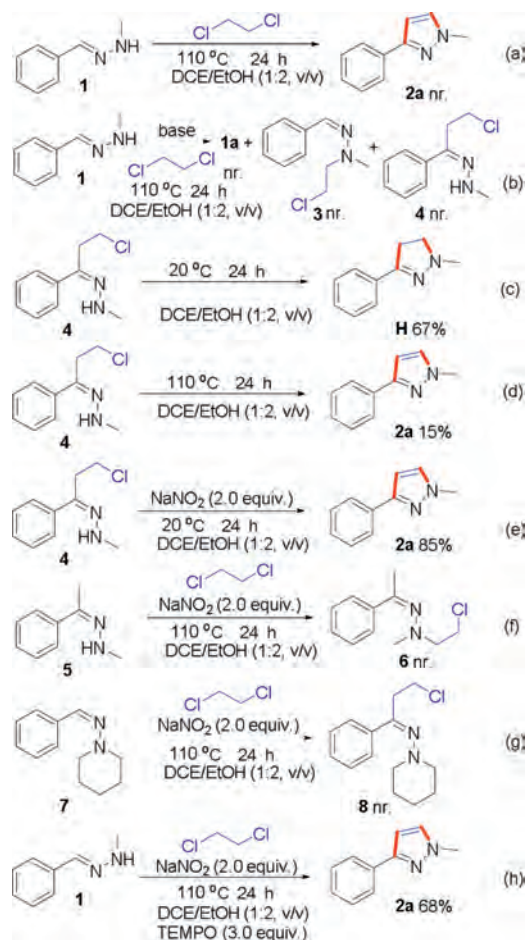
^l DCE/EtOH = 10:1 (v/v).

**Fig. 1.** Representative compounds of 1H-pyrazoles.

evidently facilitate the transformation, different amount of the NaNO₂ were examined (Table 1, entry 17). Further investigations on the reaction did not improve the yield of product (Table 1, entries 18–20). With the optimized conditions in hand, we investigated the substrate scope of this reaction, various substituents on the benzene ring of the aromatic aldehyde were examined and the results are summarized in Scheme 2. Substrates with *para* substituents such as 4-Me (**2b**), 4-CH₂CH₃ (**2c**), 4-F (**2d**), 4-Cl (**2e**), 4-Br (**2f**), 4-CF₃ (**2g**) afforded the corresponding products in good yields. Furthermore *ortho*-substituents bearing electron donating (**2i** and **2j**) and halogen substituents (**2k–2m**) were well tolerated, but withdrawing character (**2n** and **2o**) could not be converted into corresponding

**Scheme 1.** Reaction from hydrazones.**Scheme 2.** Scope of various substituents of hydrazones **1**. Reaction conditions: **1** (0.2 mmol), NaNO₂ (2.0 equiv.) and DCE/ EtOH = 1:2 (v/v) (2.0 mL), air, sealed tube, 110 °C for 24 h. Isolated yields.

products. *Meta* substituents with diverse electronics also worked well, with electron-donating groups (**2p** and **2q**), halogens (**2r–2t**) and electron-withdrawing groups (**2u**) all providing the pyrazole in good yields. What we regret is that the target compound cannot be obtained when using alkyl aldehydes (**2w**). Similarly, many disubstituted compounds such as **2aa–2af** also afforded the corresponding products in synthetically useful yields (58%–68%). In addition, 2-furaldehyde (**2ag**) gave a 56% yield. Unfortunately, the methodology failed to produce any products when bearing 2-OCH₃ (**2h**) and 3-NO₂ (**2v**) group. *t*-Butylhydrazine replaced of methylhydrazine, we failed to produce the requisite pyrazole. Unfortunately, under standard conditions, when 1,2-dichloroethane was used instead of 1,2-dichloroethane, we did not get the expected compound.



Scheme 3. Mechanistic studies.

To study the mechanism of cyclization reaction, some control experiments were conducted. Firstly, it was known that no target product (**2a**) was produced in the absence of NaNO_2 (Scheme 3a). Similarly, we have not detected **1a**, **3** and **4** when using many bases such as K_2CO_3 , Na_2CO_3 , CsCO_3 and NaOH replace NaNO_2 (Scheme 3b). These results indicate that NaNO_2 are crucial for facilitating this reaction. Secondly, we obtained successfully the intermediate (**H**) about 67% yield (Scheme 3c) or desired product

2a (Scheme 3d) about 15% yield from (*Z*)-1-(3-chloro-1-phenylpropylidene)-2-methylhydrazine **4** as starting material when reaction temperature is 20°C or 110°C . When compound **4** was subjected to NaNO_2 under the standard reaction conditions, the desired product **2a** was formed about 85% yield (Scheme 3e). Thus, the last step of this tandem reaction is successfully promoted by NaNO_2 . Further investigations found that (*Z*)-1-(2-chloroethyl)-1-methyl-2-(1-phenylethylidene)hydrazine **6** and (*Z*)-3-chloro-1-phenyl-*N*-(piperidin-1-yl)propan-1-imine **8** were not obtained under the standard conditions respectively, by using (*Z*)-1-methyl-2-(1-phenylethylidene)hydrazine **5** and (*Z*)-*N*-morpholino-1-phenylmethanimine **7** as starting material (Schemes 3f and g). But, when the radical scavenger TEMPO (3.0 equiv.) was added under standard conditions, the target compound **2a** was obtained in 68% yield. This suggested that it may not be a free radical mechanism (Scheme 3h). Excitingly, we have detected of intermediate (**B**), (**C**), (**E**) and **2a** (Scheme 4) from reaction mixture about 10 min after the start of the reaction by HPLC-MS (Supporting information).

On the basis of the results of our group and others [5,7], a plausible mechanism is proposed (Scheme 4). Firstly, **1a** released a hydrogen ion to generate intermediate (**A**), which react with 1,2-dichloroethane to generate intermediate (**B**) and intermediate (**C**) under the participation of NaNO_2 . Secondly, intermediate (**D**) was generated from intermediate (**C**) released a hydrogen ion. After this, a cyclization of intermediate (**D**) can occur to give the intermediate (**E**). Finally, the target product **2a** is obtained by oxidation of intermediate (**E**).

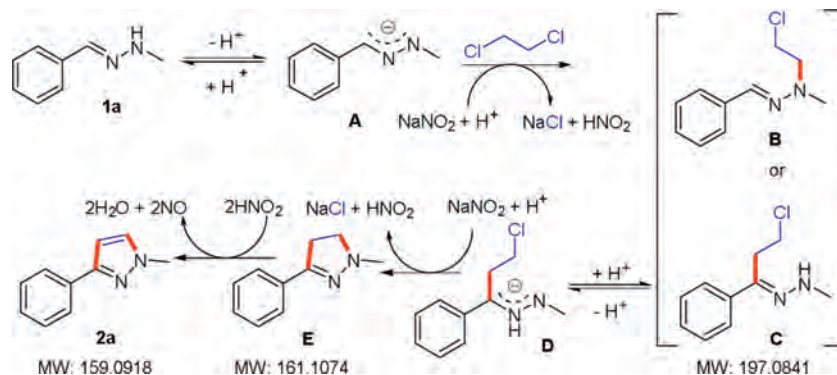
In summary, we have developed a method of sodium nitrite promoted dual C–N, C–C coupling reaction using hydrazones and 1,2-dichloroethane as starting materials under mild conditions providing 1*H*-pyrazoles as products. In these processes, 1,2-dichloroethane serve as alkylation reagent in good to excellent yields. Moreover, this protocol would be anticipated to construct diversified 1*H*-pyrazoles for the screening of the potential pharmaceuticals in future.

Declaration of competing interest

The authors report no declarations of interest.

Acknowledgments

The authors gratefully acknowledge financial support for this research from Shandong Provincial Natural Science Foundation (No. ZR2017LB006) and Academic promotion programme of Shandong First Medical University (No. 2019LJ003).



Scheme 4. Postulated reaction mechanism.

References

- [1] T.G. Le, A. Kundu, A. Ghoshal, et al., *J. Med. Chem.* 62 (2019) 3367–3380.
- [2] J. Carpenter, Y. Wang, G. Wu, et al., *J. Med. Chem.* 60 (2017) 6166–6190.
- [3] J.C.C. Dallagnol, E. Khajehali, E.T. van Der Westhuizen, et al., *J. Med. Chem.* 61 (2018) 2875–2894.
- [4] S. Varghese, R. Rahmani, S. Russell, et al., *ACS Med. Chem. Lett.* 11 (2020) 278–285.
- [5] F. Chimenti, A. Bolasco, F. Manna, et al., *Chem. Biol. Drug Des.* 67 (2006) 206–214.
- [6] L.L. De Oliveira, R.R. Campedelli, M.C.A. Kuhn, J.F. Carpentier, O.L. Casagrande, *J. Mol. Catal. A Chem.* 288 (2008) 58–62.
- [7] (a) S. Peruncheralathan, T.A. Khan, H. Ila, H. Junjappa, *J. Org. Chem.* 70 (2005) 10030–10035;
(b) C.M. Thompson, J.L. Poole, J.L. Cross, I. Akritopoulou-Zanze, S.W. Djuric, *Molecules* 16 (2011) 9161–9177;
(c) G.W. Zhang, Y. Zhao, H.B. Ge, *Angew. Chem. Int. Ed.* 52 (2013) 2559–2563;
(d) F. Punner, Y. Sohtome, M. Sodeoka, *Chem. Commun. (Camb.)* 52 (2016) 14093–14096;
(e) J. Chen, R. Properzi, D.P. Uccello, et al., *Org. Lett.* 16 (2014) 4146–4149;
(f) J.D. Kirkham, S.J. Edeson, S. Stokes, J.P.A. Harrity, *Org. Lett.* 14 (2012) 5354–5357;
(g) J. Schranck, X.F. Wu, H. Neumann, M. Beller, *Chem. Eur. J.* 18 (2012) 4827–4831.
- [8] J. Comas-Barcel, R.S. Foster, B. Fiser, E. Gomez-Bengoa, J.P.A. Harrity, *Chem. Eur. J.* 20 (2014) 1–8.
- [9] N. Panda, A.K. Jena, *J. Org. Chem.* 77 (2012) 9401–9406.
- [10] G.D. Wang, J. Sun, K. Wang, et al., *Org. Chem. Front.* 6 (2019) 1608–1612.
- [11] L.Q. Hao, G.D. Wang, J. Sun, et al., *Adv. Synth. Catal.* 362 (2020) 1657–1662.